

FILE NAME: S:\2017 Projects\17.063 Victoria & Central - Architecture\ARCHITECTURE\Plan\17.063 Site Plan.dwg  
 DATE/TIME OF PLOT: 5/21/2019 6:29:51 PM



**PLAN TYPES**

- UA LEVEL
- UA ROW

**Building Summary**

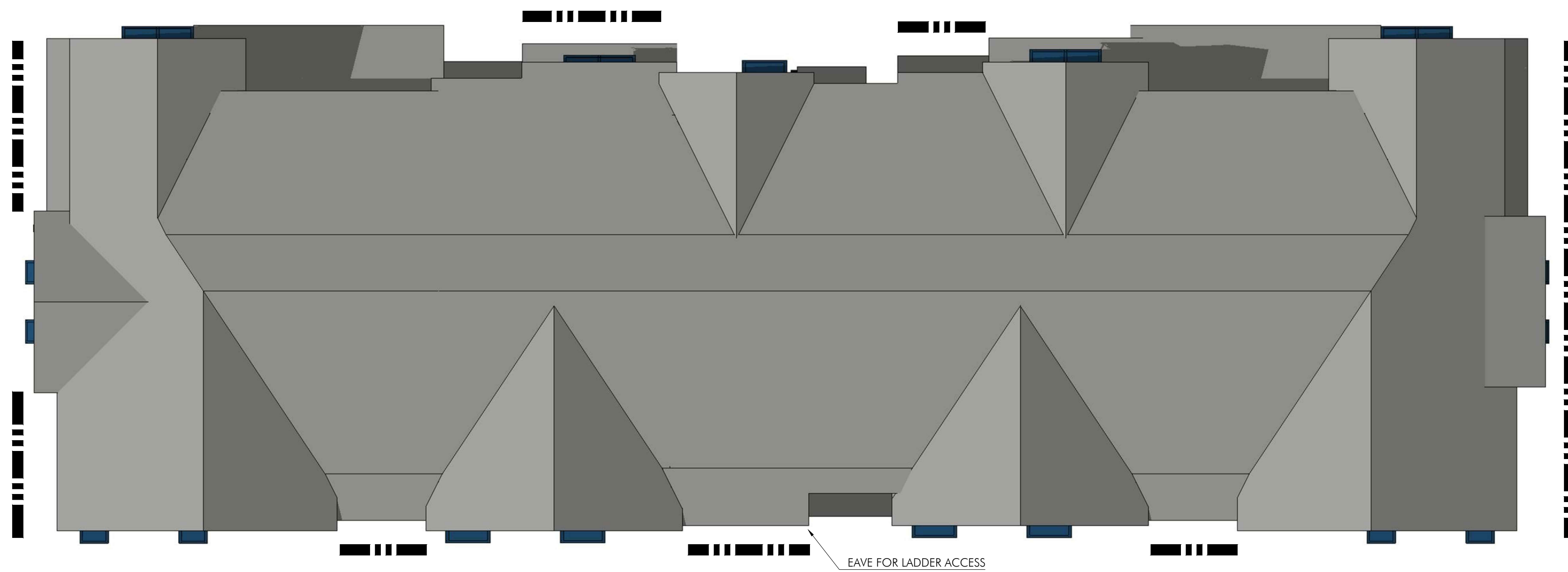
Building No.	Product	No. of units	Total Covered S.F.
1A	UA LEVEL	2	4,082
2A	UA LEVEL	2	4,082
3A	UA LEVEL	2	4,082
4A	UA LEVEL	6	13,288
5AA	UA LEVEL	6 of 10	14,204
5AB	UA LEVEL	4 of 10	9,164
6AA	UA LEVEL	6 of 10	14,204
6AB	UA LEVEL	4 of 10	9,164
7A	UA LEVEL	6	13,288
8A	UA LEVEL	6	13,288
9A	UA LEVEL	6	13,288
10A	UA LEVEL	6	13,288
11A	UA LEVEL	6	13,288
12A	UA LEVEL	6	13,288
13AA	UA LEVEL	4 of 8	9,164
13AB	UA LEVEL	4 of 8	9,164
14A	UA LEVEL	2	4,082
15A	UA LEVEL	2	4,082
1B	UA ROW	7	15,704
2B	UA ROW	7	15,704
3B	UA ROW	7	15,704
4B	UA ROW	7	15,704
5B	UA ROW	7	15,704
6B	UA ROW	7	15,704
7B	UA ROW	7	15,704
8B	UA ROW	7	15,704
9B	UA ROW	7	15,704
10B	UA ROW	7	15,704
11B	UA ROW	7	15,704
12B	UA ROW	7	15,704
13BA	UA ROW	5 of 11	11,587
13BB	UA ROW	6 of 11	13,981
<b>CLUBHOUSE</b>			<b>1,280</b>
			<b>393,786</b>

**Residential Building Notes**

Buildings are shown up to 11 units in length.  
 Buildings with 8 to 11 units shall be divided in two with 2-hour walls.  
 For building location dimensions, see Technical Site Plan by Civil

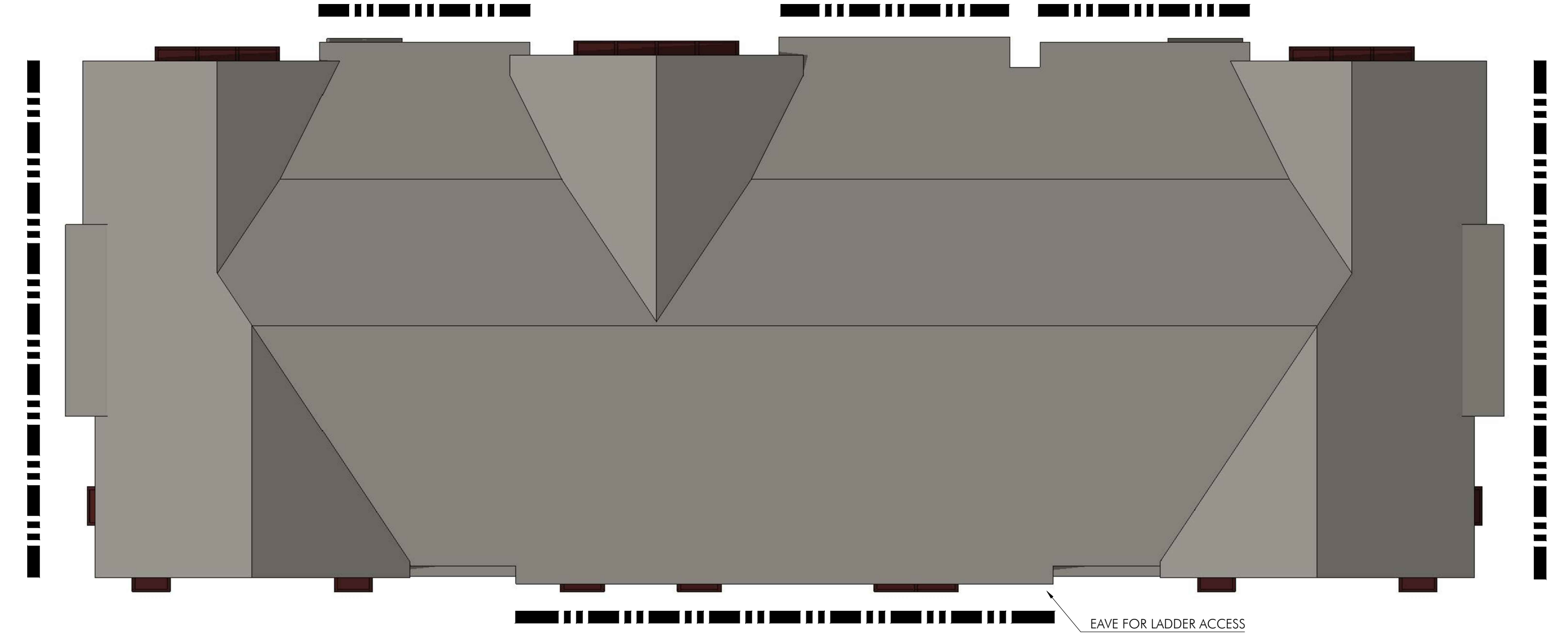
**Code Analysis**

Buildings shall be R-2, Type V-B with full NFPA 13 Sprinkler Systems.



UA ROW - ROOF PLAN

SCALE: 1/8" = 1'-0"



UA LEVEL - ROOF PLAN

SCALE: 1/8" = 1'-0"



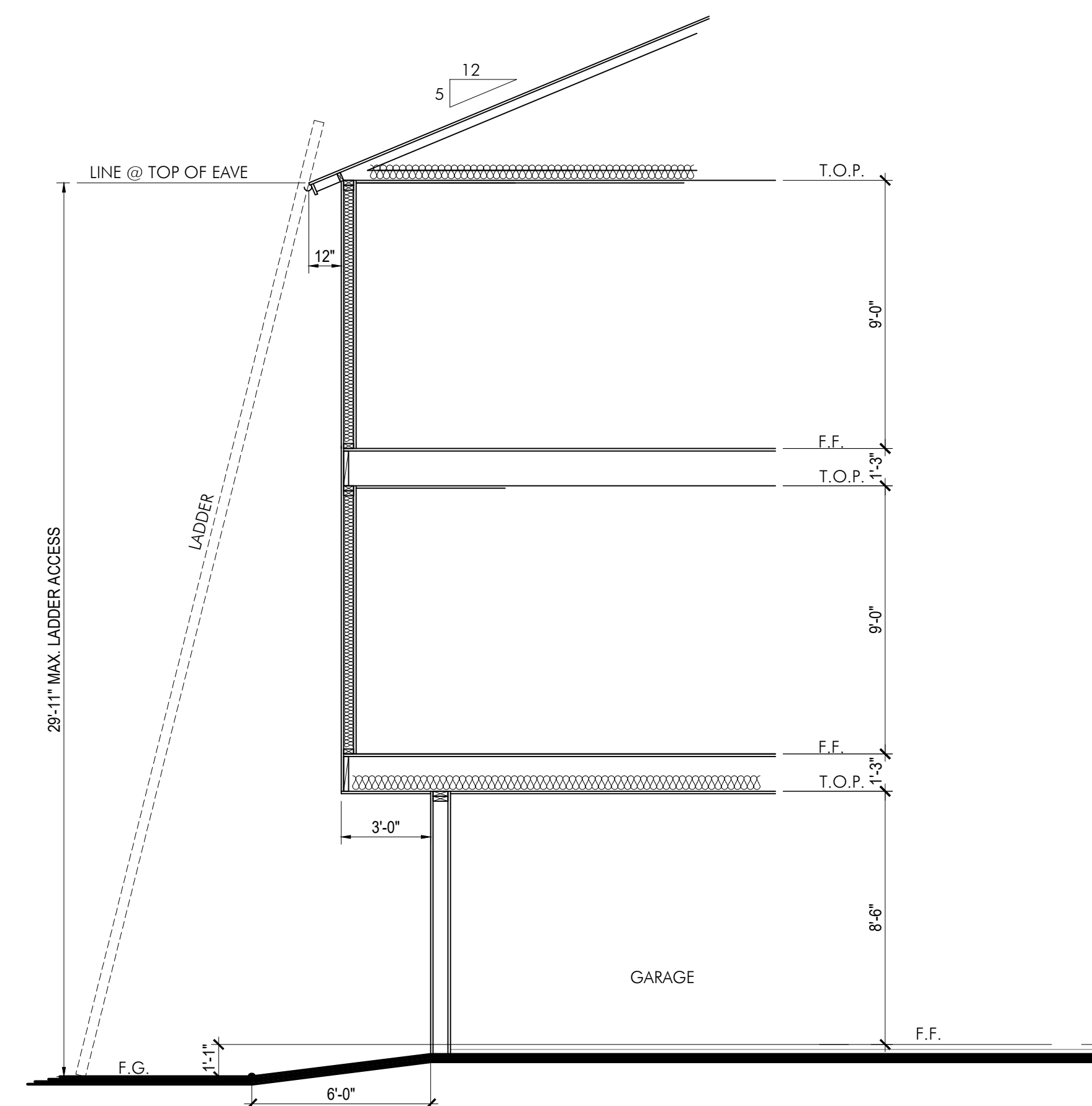
UA ROW - REAR ELEVATION

SCALE: 1/8" = 1'-0"



UA LEVEL - REAR ELEVATION

SCALE: 1/8" = 1'-0"



TYPICAL SECTION AT REAR ELEVATIONS

SCALE: 1/4" = 1'-0"

FILE NAME: S:\2017 Projects\17.063 Victoria & Central - Architecture\ARCHITECTURE\Plan\Rendering\UA Level\17.063 UA Level\_4Rev\_Compasite Plans.dwg

DATE/TIME OF PLOT: 12/6/2018 3:42:31 PM



- ELEVATIONS WITH UPGRADED WINDOWS ON 2ND AND 3RD FLOORS
- PROJECT PROPERTY LINE

NOTE: ALL WINDOWS SHALL BE DUAL GLAZED

# VICTORIA GREENS

CARSON | CALIFORNIA

INTEGRAL COMMUNITIES | 17-063

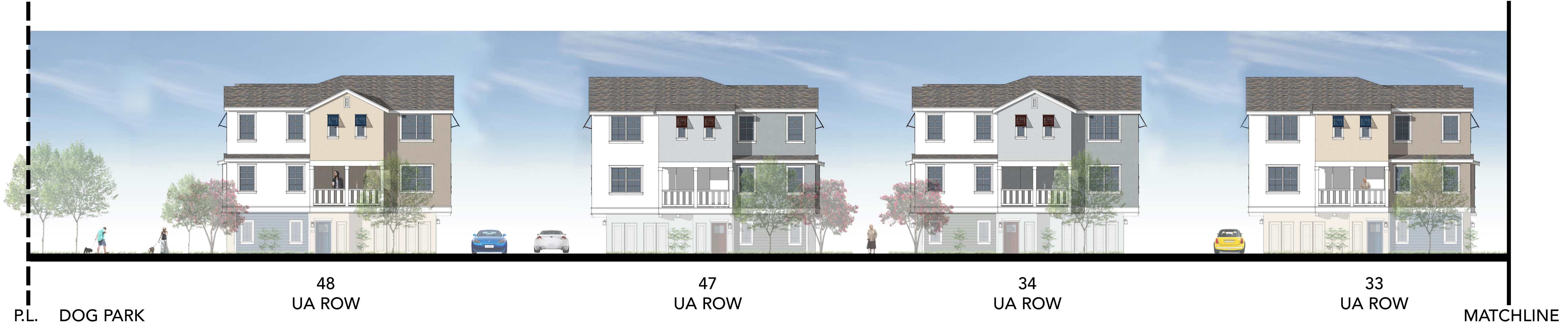
DATE 04 | 12 | 19



1"=30'- 0" SCALE NORTH

UPGRADED WINDOW EXHIBIT  
LOCATION PLAN | A1.20





P.L. DOG PARK

48  
UA ROW

47  
UA ROW

34  
UA ROW

33  
UA ROW

MATCHLINE

ADJACENT  
INDUSTRIAL



MATCHLINE

20  
UA ROW

19  
UA ROW

7  
UA LEVEL

6  
UA LEVEL

P.L.

CENTRAL  
AVENUE

NORTH ELEVATION WINDOW COUNT (2ND AND 3RD FLOOR ONLY):	
SINGLE HUNG 3050:	60
SINGLE HUNG 2640:	4
SINGLE HUNG 2040:	12
PATIO SLIDER:	6
<b>TOTAL:</b>	<b>82</b>

NOTE: ALL WINDOWS ON 2ND AND 3RD FLOORS TO BE UPGRADED

# VICTORIA GREENS

CARSON | CALIFORNIA

INTEGRAL COMMUNITIES | 17-063  
DATE 12 | 05 | 18





141  
UA LEVEL

140  
UA ROW

115  
UA ROW

114  
UA ROW

89  
UA ROW



88  
UA ROW

55  
UA ROW

54

53

52

51  
UA ROW

50

49

48

EAST ELEVATION WINDOW COUNT (2ND AND 3RD FLOOR ONLY):	
SINGLE HUNG 3050:	75
SINGLE HUNG 3040:	4
SINGLE HING 2640:	2
SINGLE HING 2040:	12
SINGLE HING 2036:	14
SINGLE HING 1620:	3
PATIO SLIDER:	5
<b>TOTAL:</b>	<b>115</b>

NOTE: ALL WINDOWS ON 2ND AND 3RD FLOORS TO BE UPGRADED



CENTRAL AVENUE

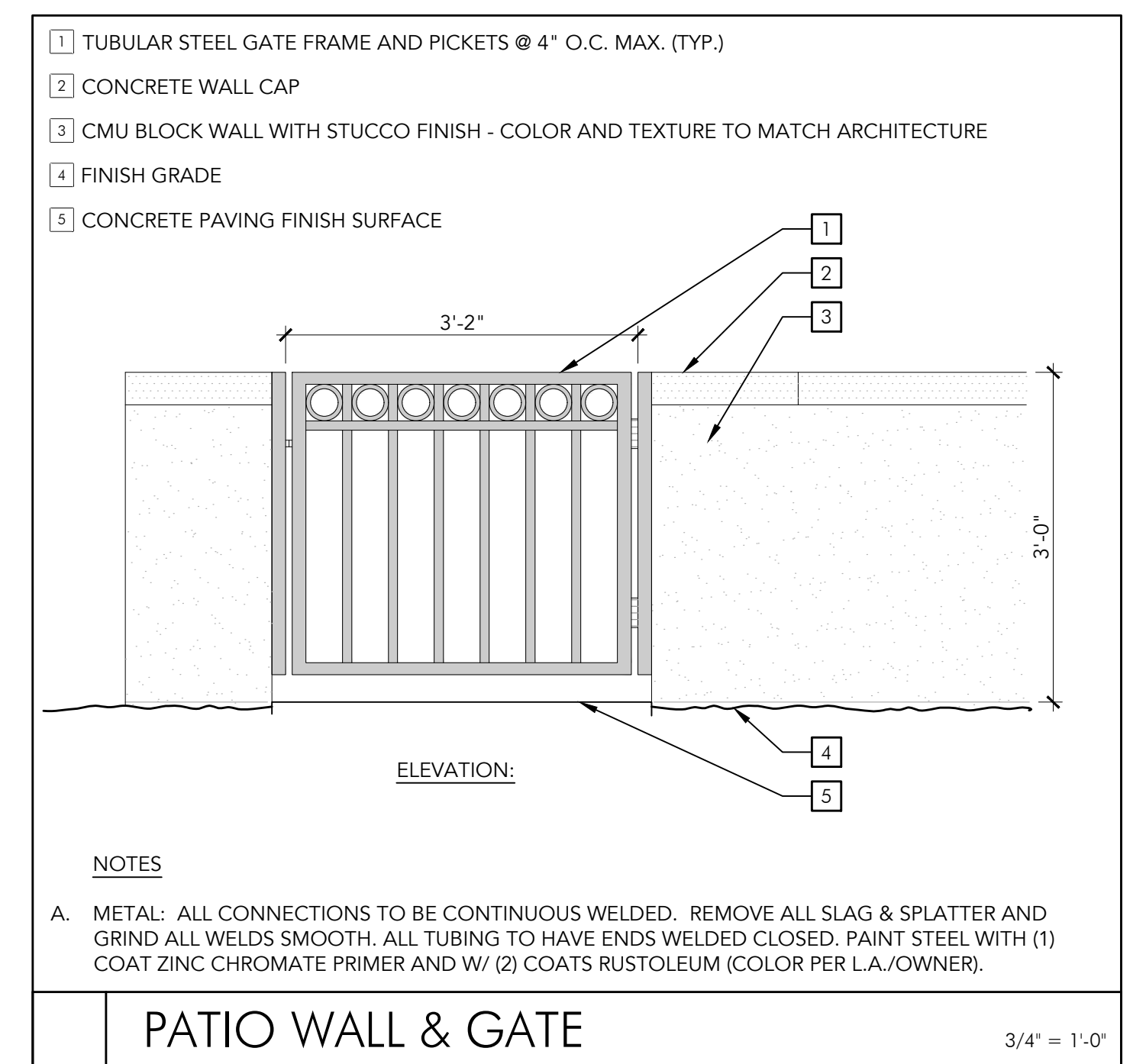
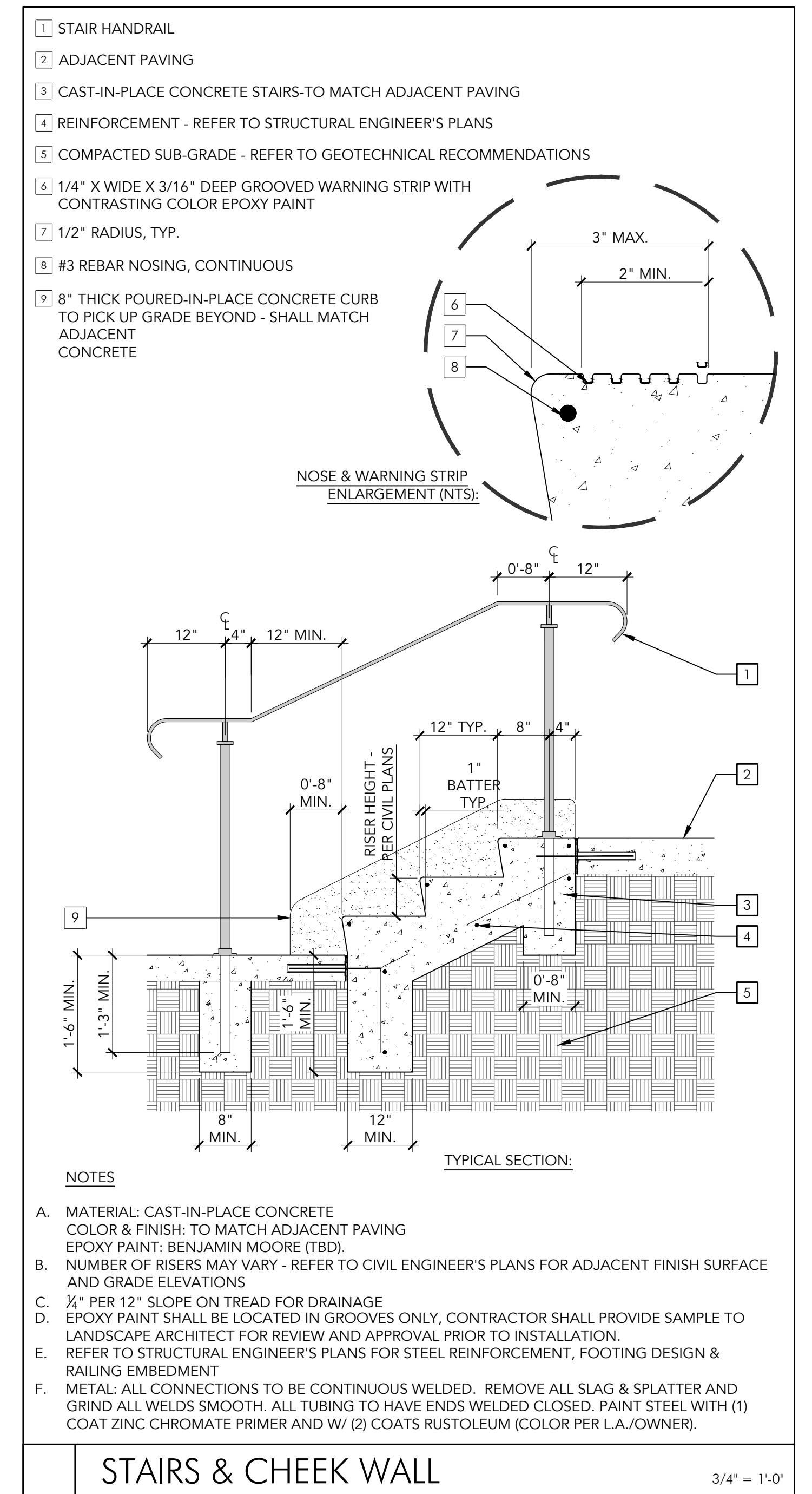


**VICTORIA GREENS**  
 CARSON | CALIFORNIA  
 INTEGRAL COMMUNITIES | 17-063  
 DATE 06 | 10 | 19



0 8 16  
 1/8" = 1'-0"  
 SOUTH ELEVATION  
 AT VICTORIA STREET | A1.30





FILE NAME: S:\2017 Projects\17.063 Victoria & Central - Architecture\ARCHITECTURE\Interior\17.063 Site Plan.dwg  
 DATE/TIME OF PLOT: 5/22/2019 10:09:01 AM



# VICTORIA GREENS

CARSON | CALIFORNIA

INTEGRAL COMMUNITIES | 17.063

DATE 11|05|18

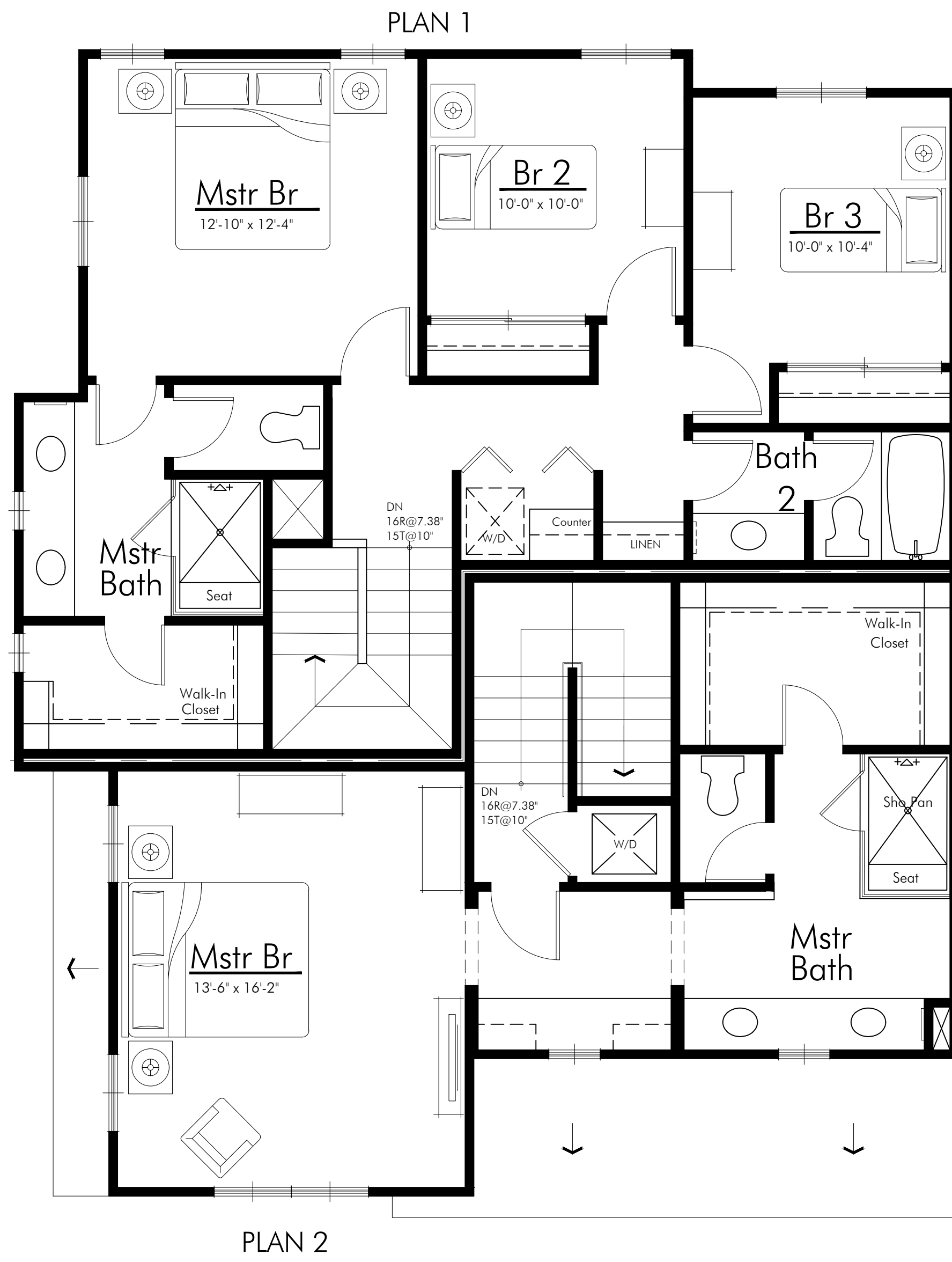


UA ROW - FRONT  
PERSPECTIVE | A2.00

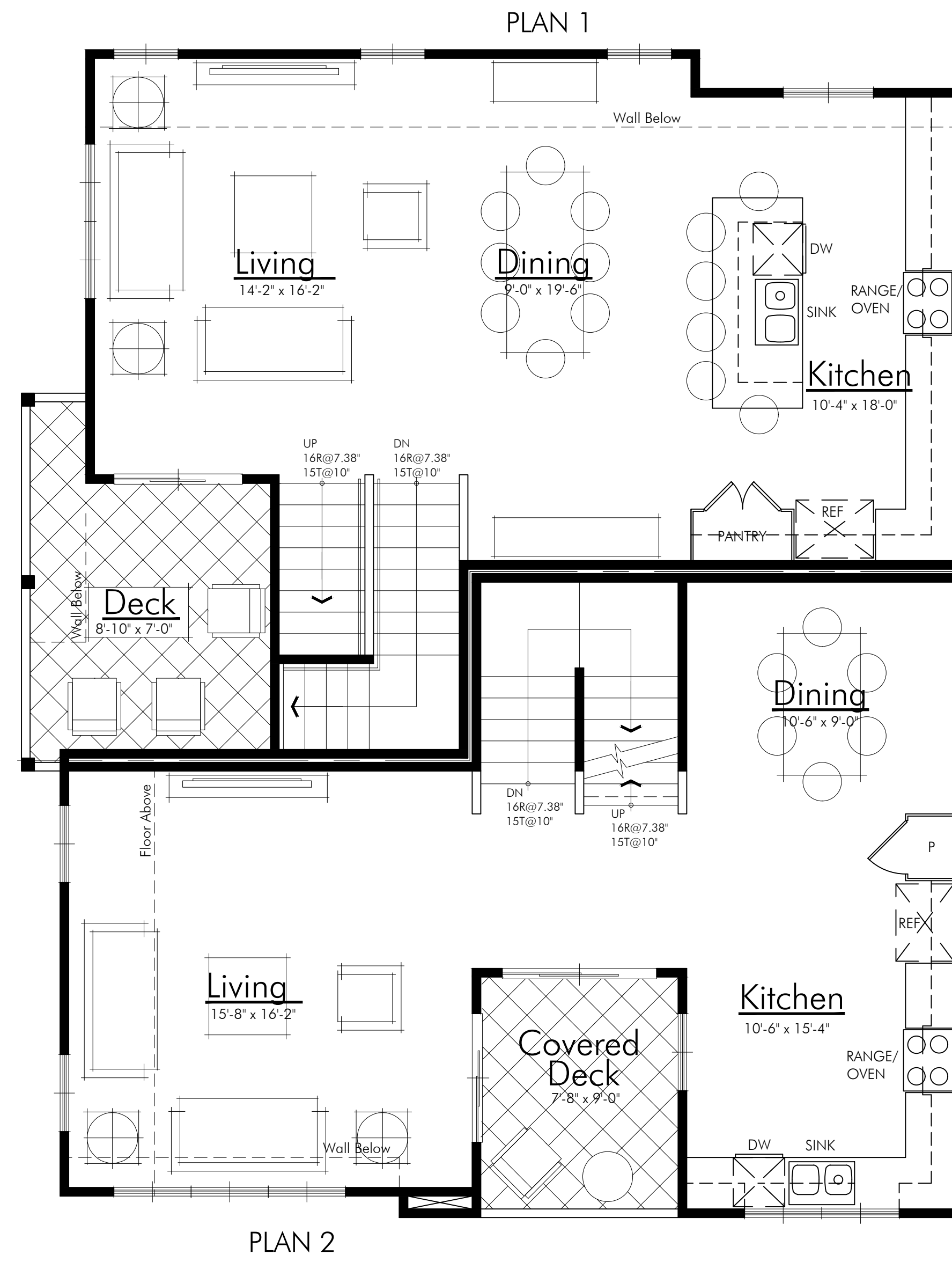




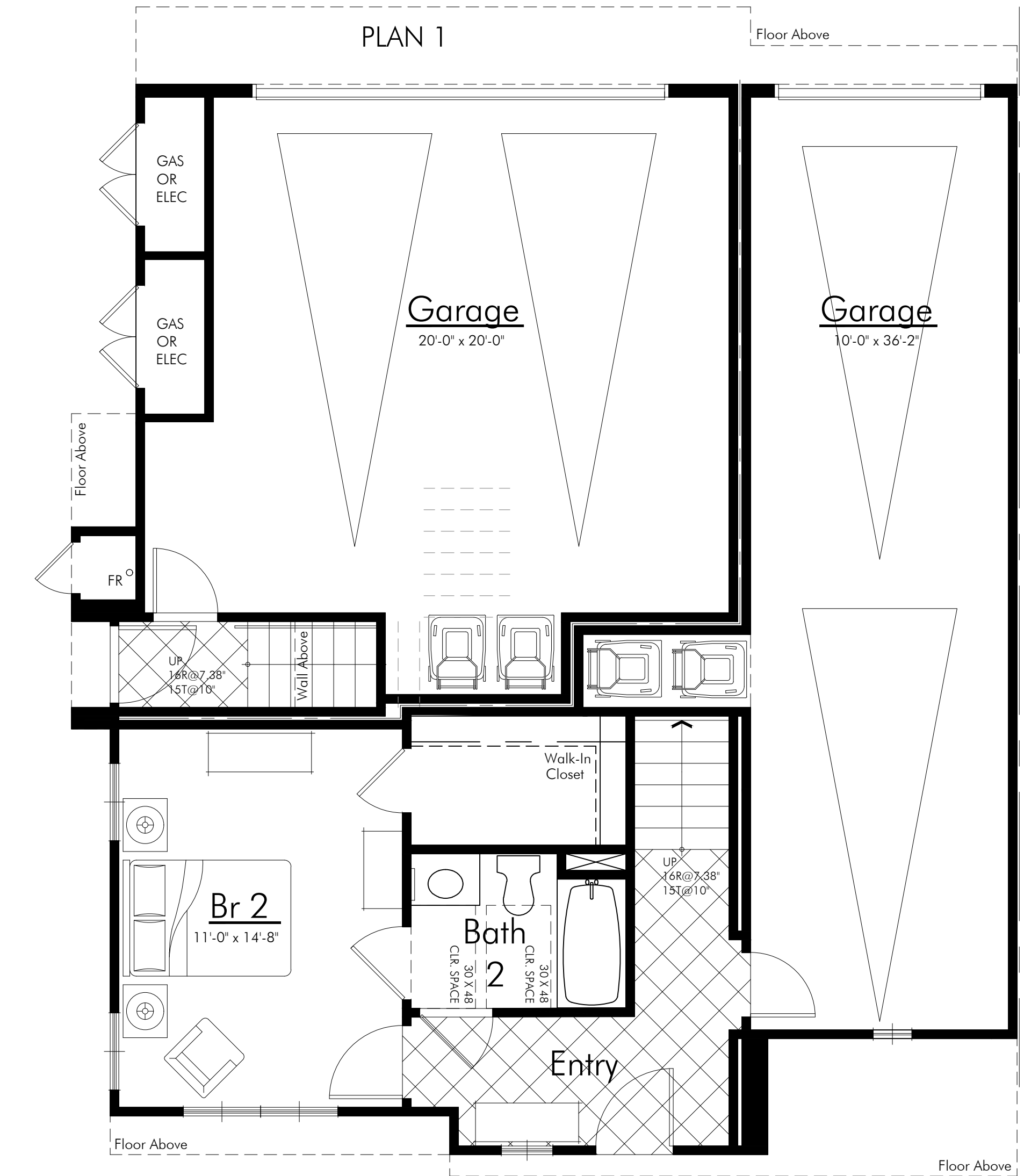
PLAN 1 • 3BR/2BA	
PLAN 1 • FIRST FLOOR	48 SQ. FT.
PLAN 1 • SECOND FLOOR	711 SQ. FT.
PLAN 1 • THIRD FLOOR	758 SQ. FT.
<b>PLAN 1 • TOTAL</b>	<b>1,517 SQ.FT.</b>
PLAN 1 • 2-CAR GARAGE	441 SQ. FT.
PLAN 1 • DECK	107 SQ. FT.
<b>PLAN 1 • TOTAL COVERED AREA</b>	<b>2,065 SQ.FT.</b>
NOTE: SQUARE FOOTAGE MAY VARY DUE TO METHOD OF CALCULATION.	



THIRD FLOOR SCALE: 1/4" = 1'-0"



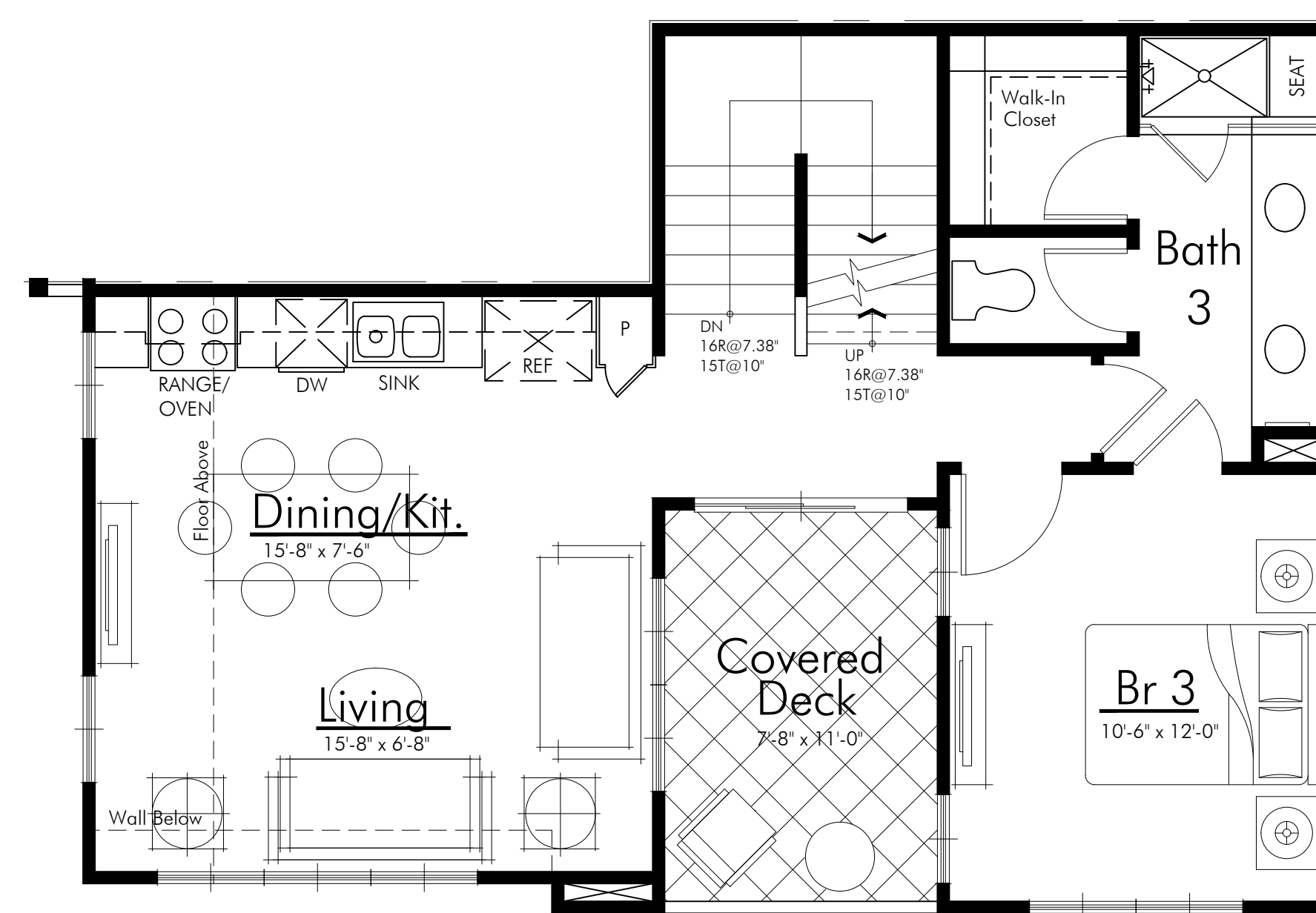
SECOND FLOOR SCALE: 1/4" = 1'-0"



FIRST FLOOR SCALE: 1/4" = 1'-0"

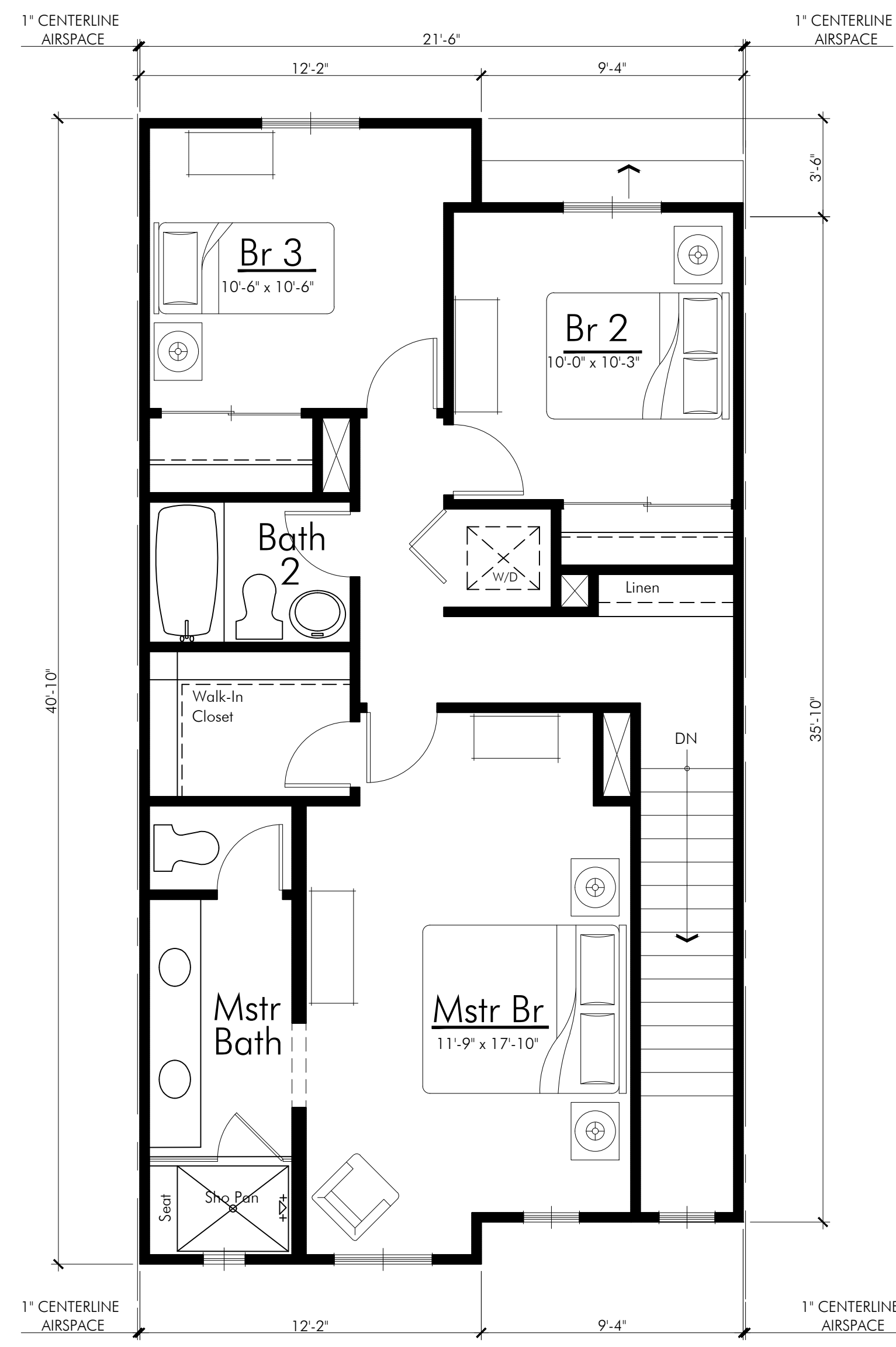
**OPTION**

PLAN 2 • 3BR/3BA	
PLAN 2 • FIRST FLOOR	390 SQ. FT.
PLAN 2 • SECOND FLOOR	662 SQ. FT.
PLAN 2 • THIRD FLOOR	516 SQ. FT.
<b>PLAN 2 • TOTAL</b>	<b>1,568 SQ.FT.</b>
PLAN 2 • 2-CAR GARAGE	394 SQ. FT.
PLAN 2 • DECK (SECOND FLR)	72 SQ. FT.
<b>PLAN 2 • TOTAL COVERED AREA</b>	<b>2,121 SQ.FT.</b>
NOTE: SQUARE FOOTAGE MAY VARY DUE TO METHOD OF CALCULATION.	

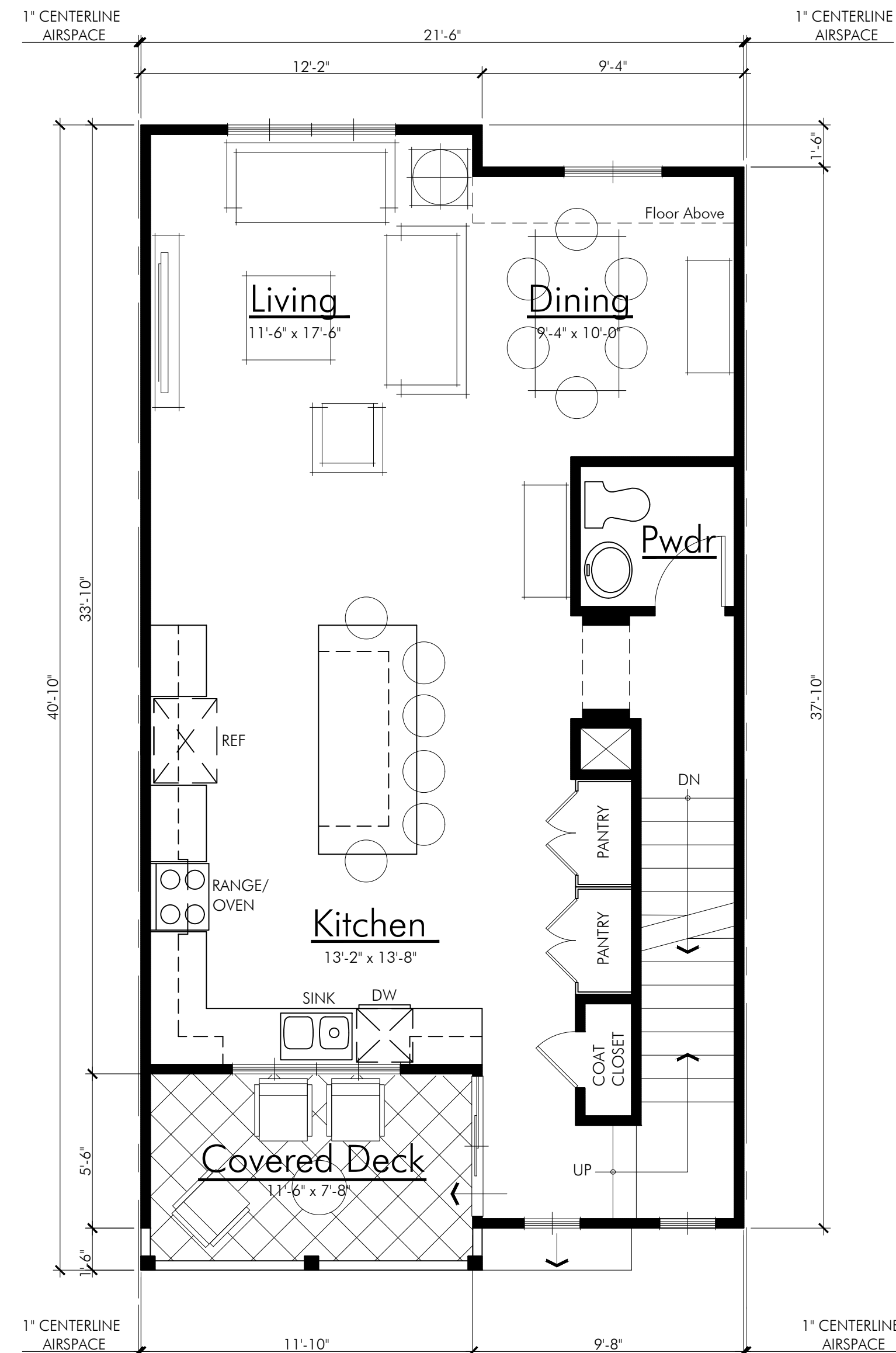


OPTION SECOND FLOOR (PLAN 2) SCALE: 1/4" = 1'-0"

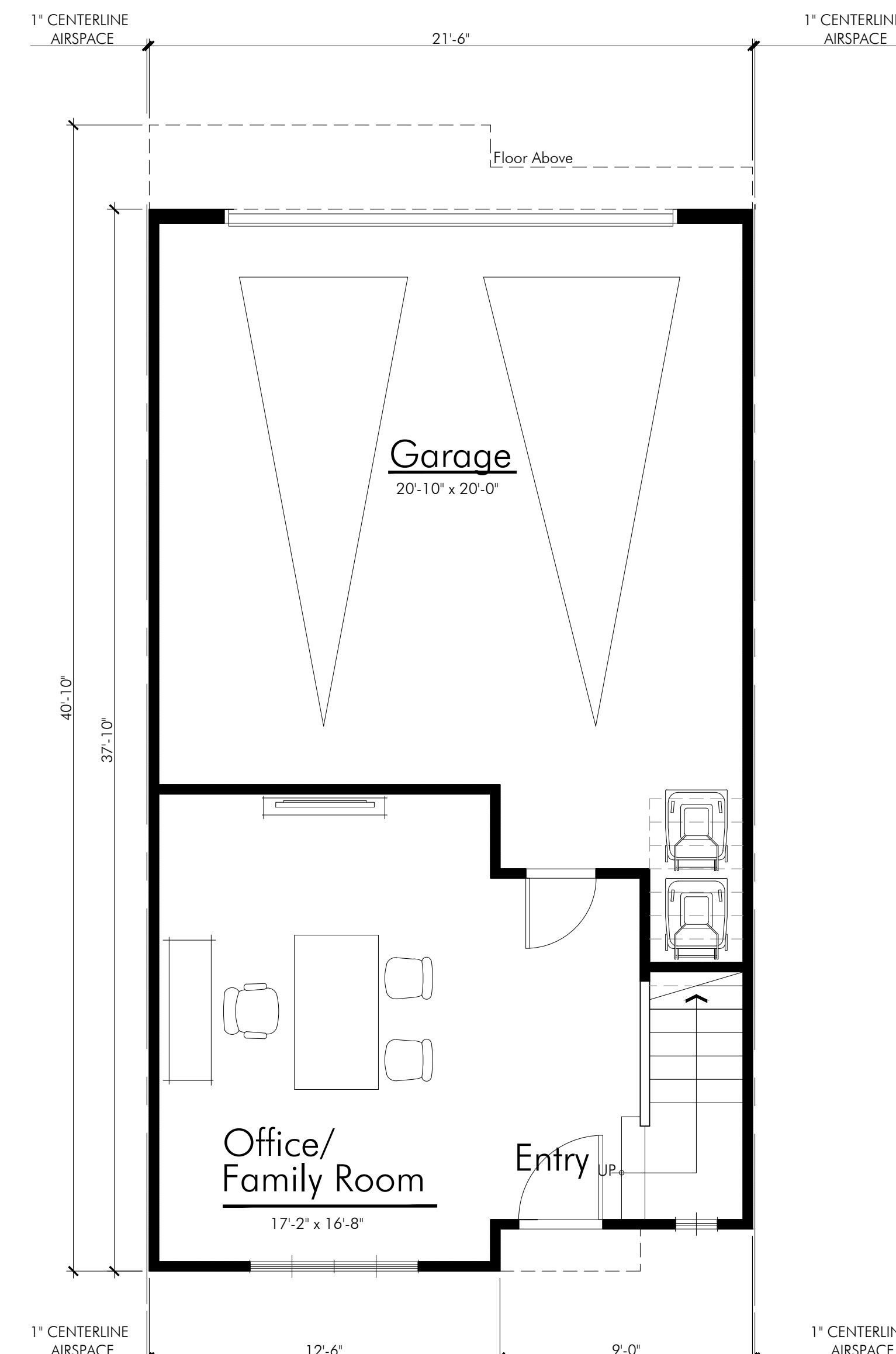
PLAN 2 • 2BR/2BA	
PLAN 2 • FIRST FLOOR	390 SQ. FT.
PLAN 2 • SECOND FLOOR	680 SQ. FT.
PLAN 2 • THIRD FLOOR	516 SQ. FT.
<b>PLAN 2 • TOTAL</b>	<b>1,586 SQ.FT.</b>
PLAN 2 • 2-CAR GARAGE	394 SQ. FT.
PLAN 2 • DECK (SECOND FLR)	72 SQ. FT.
<b>PLAN 2 • TOTAL COVERED AREA</b>	<b>2,052 SQ.FT.</b>
NOTE: SQUARE FOOTAGE MAY VARY DUE TO METHOD OF CALCULATION.	



PLAN 3 - THIRD FLOOR  
SCALE: 1/4" = 1'-0"



PLAN 3 - SECOND FLOOR  
SCALE: 1/4" = 1'-0"

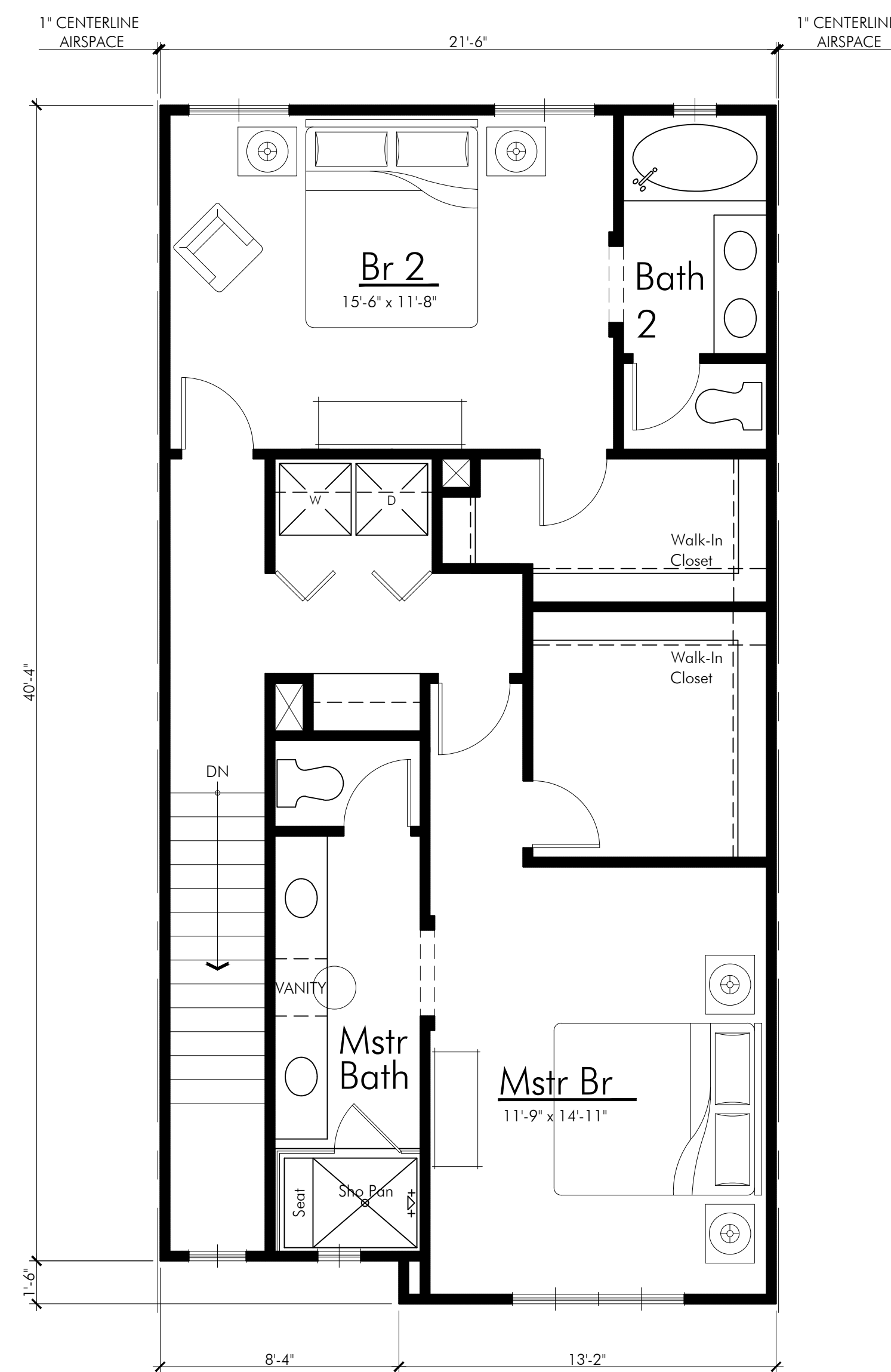


PLAN 3 - FIRST FLOOR  
SCALE: 1/4" = 1'-0"

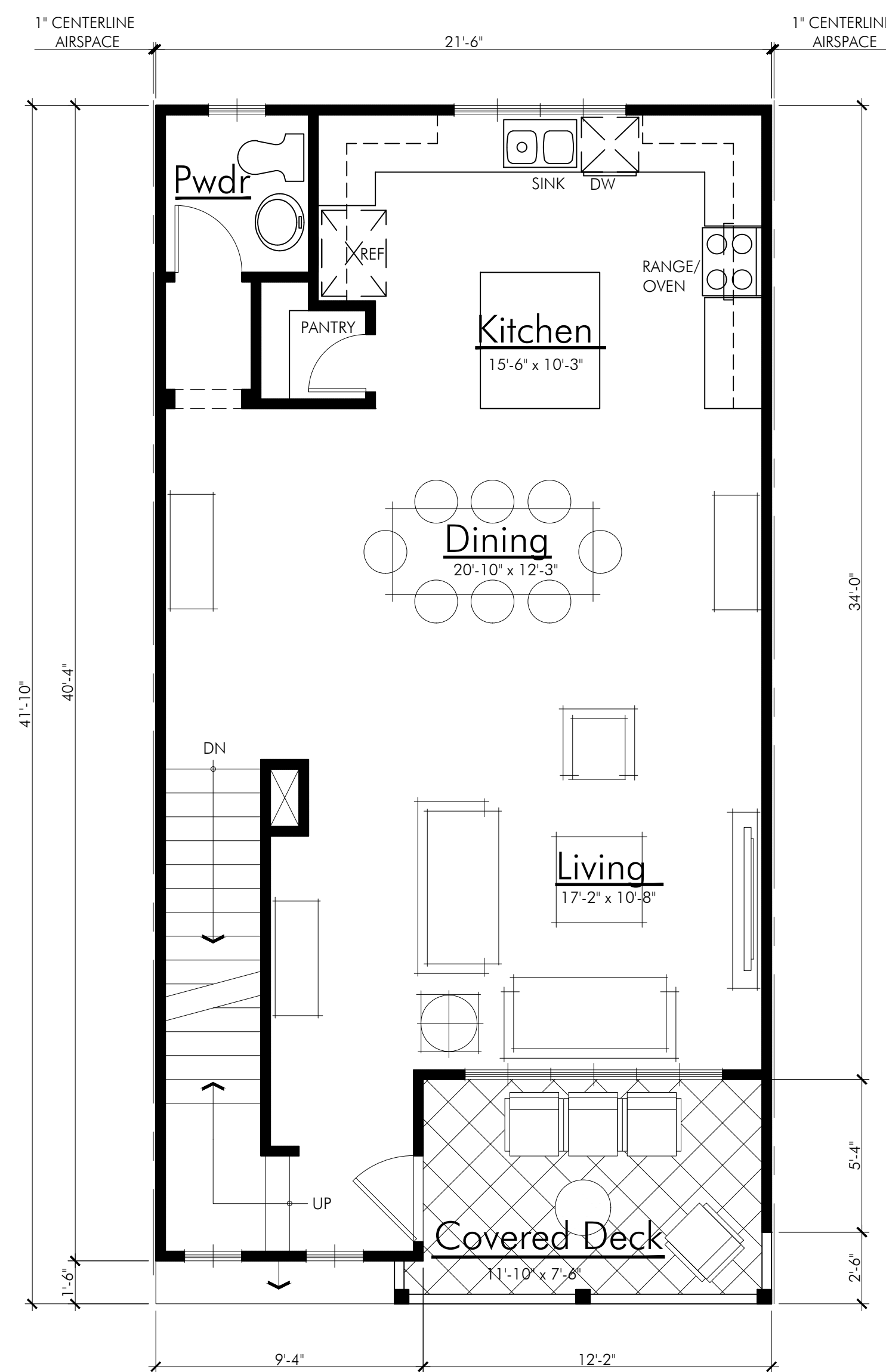
PLAN 3 • 3BR/2.5BA + OFF./FAMILY RM	
PLAN 3 • FIRST FLOOR	320 SQ. FT.
PLAN 3 • SECOND FLOOR	767 SQ. FT.
PLAN 3 • THIRD FLOOR	771 SQ. FT.
<b>PLAN 3 • TOTAL</b>	<b>1,857 SQ. FT.</b>
PLAN 3 • 2-CAR GARAGE	454 SQ. FT.
PLAN 3 • DECK	83 SQ. FT.
<b>PLAN 3 • TOTAL COVERED SQ. FT.</b>	<b>2,394 SQ. FT.</b>
NOTE: SQUARE FOOTAGE MAY VARY DUE TO METHOD OF CALCULATION.	

FILE NAME: S:\2017 Projects\17.063 Victoria & Central - Architecture\ARCHITECTURE\Plan\Yielding\Submittal\UA Row\17.063 UA Row\_Plan 3.dwg

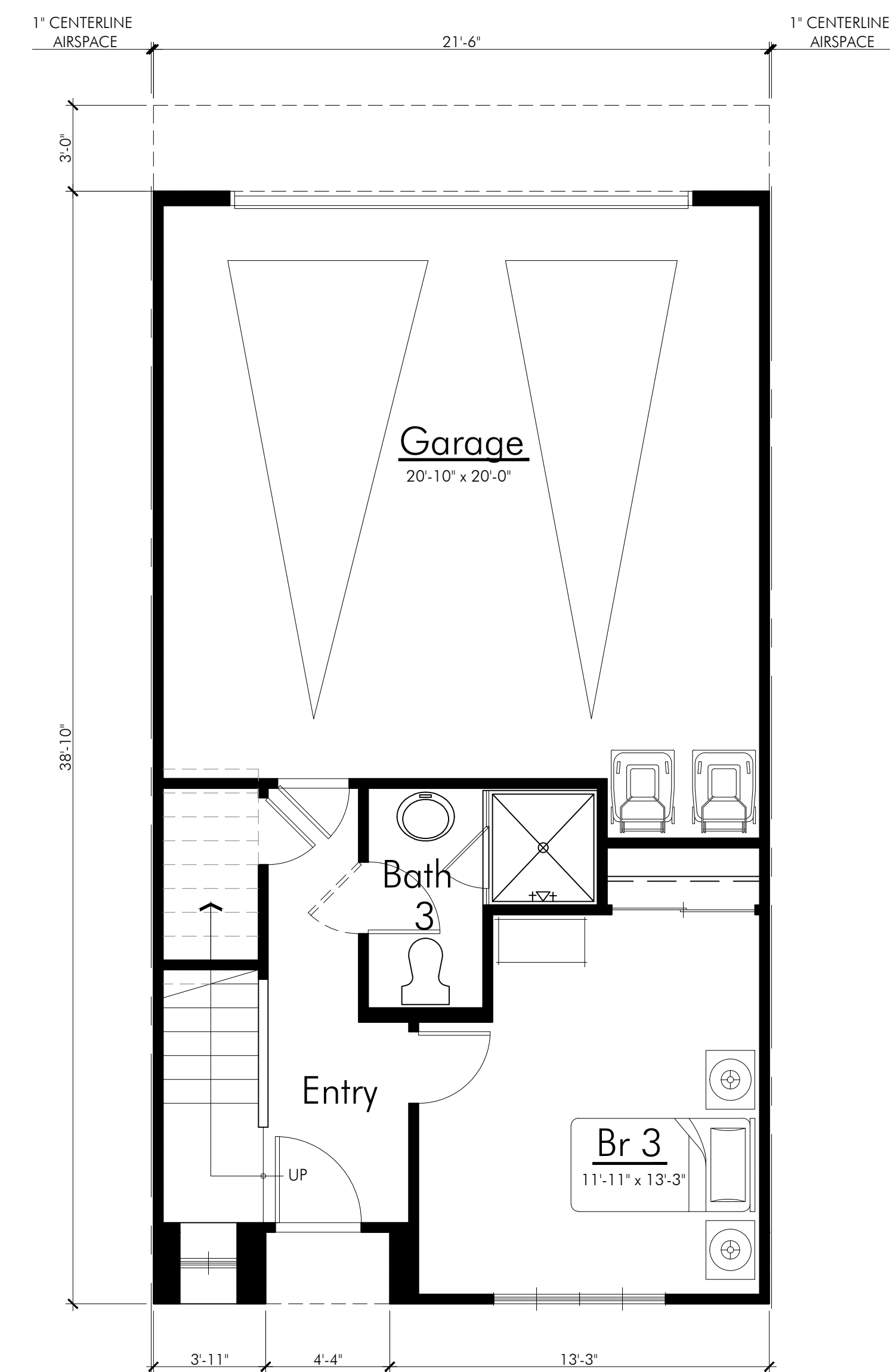
DATE/TIME OF PLOT: 11/6/2018 12:20:16 PM



PLAN 4 - THIRD FLOOR  
SCALE: 1/4" = 1'-0"



PLAN 4 - SECOND FLOOR  
SCALE: 1/4" = 1'-0"



PLAN 4 - FIRST FLOOR  
SCALE: 1/4" = 1'-0"

PLAN 4 • 3BR/2.5BA	
PLAN 4 • FIRST FLOOR	370 SQ. FT.
PLAN 4 • SECOND FLOOR	776 SQ. FT.
PLAN 4 • THIRD FLOOR	853 SQ. FT.
PLAN 4 • TOTAL	1,999 SQ. FT.
PLAN 4 • 2-CAR GARAGE	428 SQ. FT.
PLAN 4 • DECK	111 SQ. FT.
PLAN 4 • TOTAL COVERED SQ. FT.	2,538 SQ. FT.
NOTE: SQUARE FOOTAGE MAY VARY DUE TO METHOD OF CALCULATION.	

FILE NAME: S:\2017 Projects\17.063 Victoria & Central - Architecture\ARCHITECTURE\Plan\Rendering\Submittal\UA Row\17.063 UA Row\_Plan\_4.dwg

DATE/TIME OF PLOT: 11/6/2018 12:20:26 PM

# VICTORIA GREENS

CARSON | CALIFORNIA

INTEGRAL COMMUNITIES | 17.063

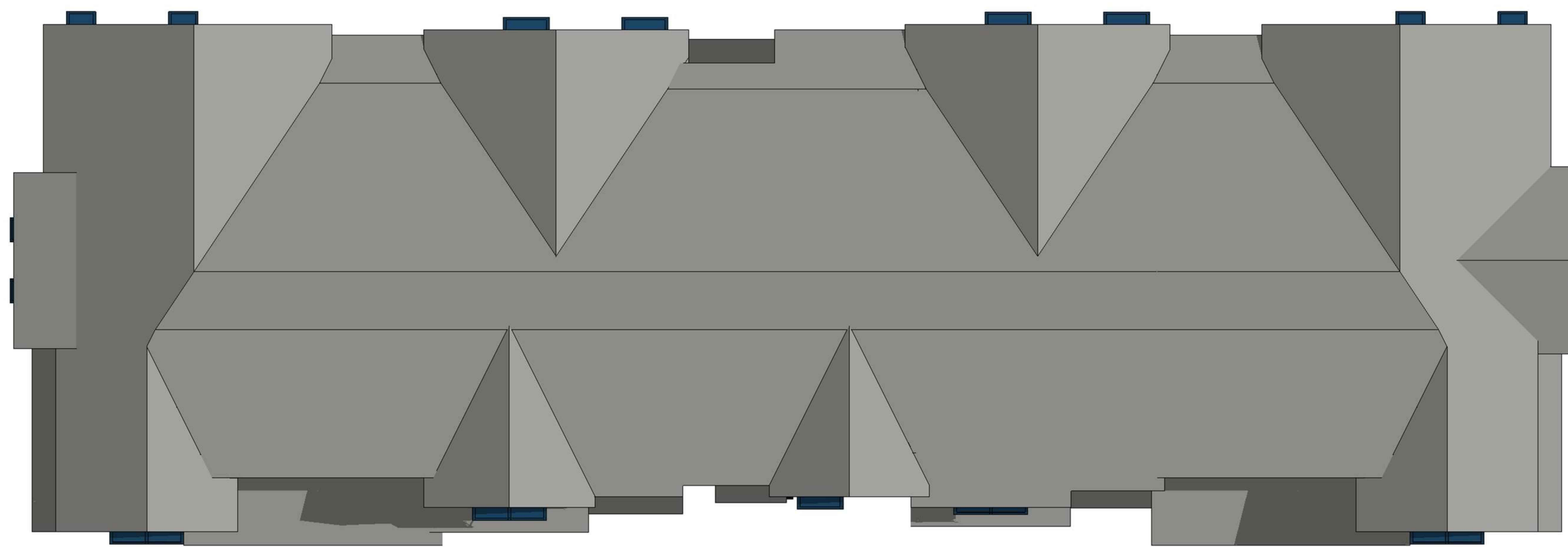
DATE 11|05|18



UA ROW - PLAN 4 | A2.14







ROOF PLAN

SCALE: 1/8" = 1'-0"



SIDE ELEVATIONS

SCALE: 1/8" = 1'-0"



FRONT ELEVATION

SCALE: 1/8" = 1'-0"



FRONT PERSPECTIVE



REAR ELEVATION

SCALE: 1/8" = 1'-0"



REAR PERSPECTIVE

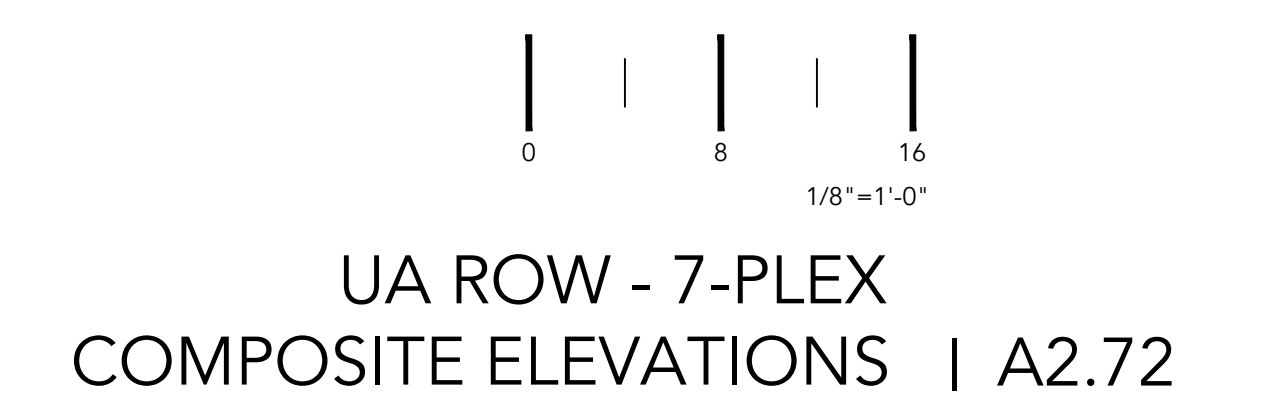
FILE NAME: S:\2017 Projects\17.063 Victoria & Central - Architecture\ARCHITECTURE\Plan\17.063 UA Row\_7\_Plex\_Composite\_Plan.dwg  
 DATE/TIME OF PLOT: 12/6/2018 3:43:06 PM

# VICTORIA GREENS

CARSON | CALIFORNIA

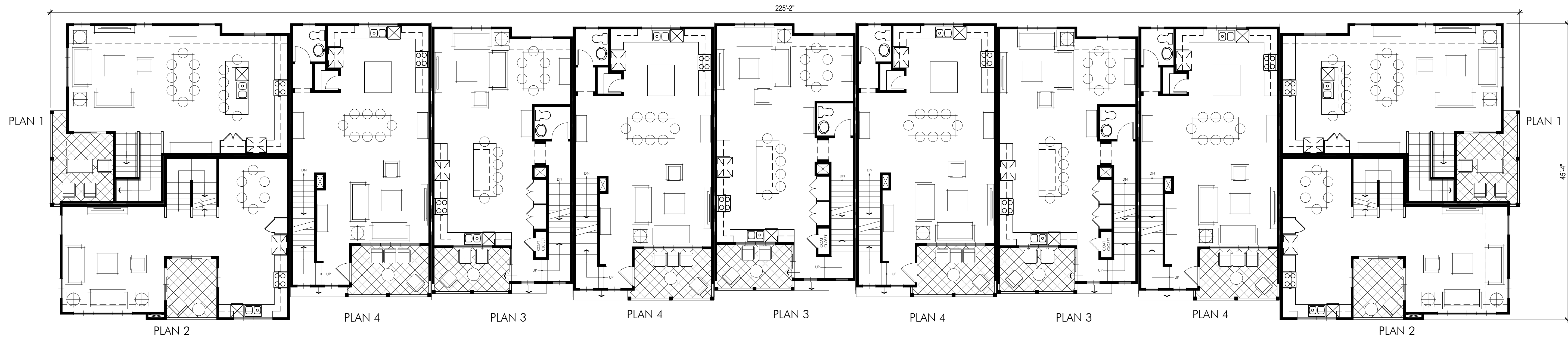
INTEGRAL COMMUNITIES | 17.063

DATE 12|05|18



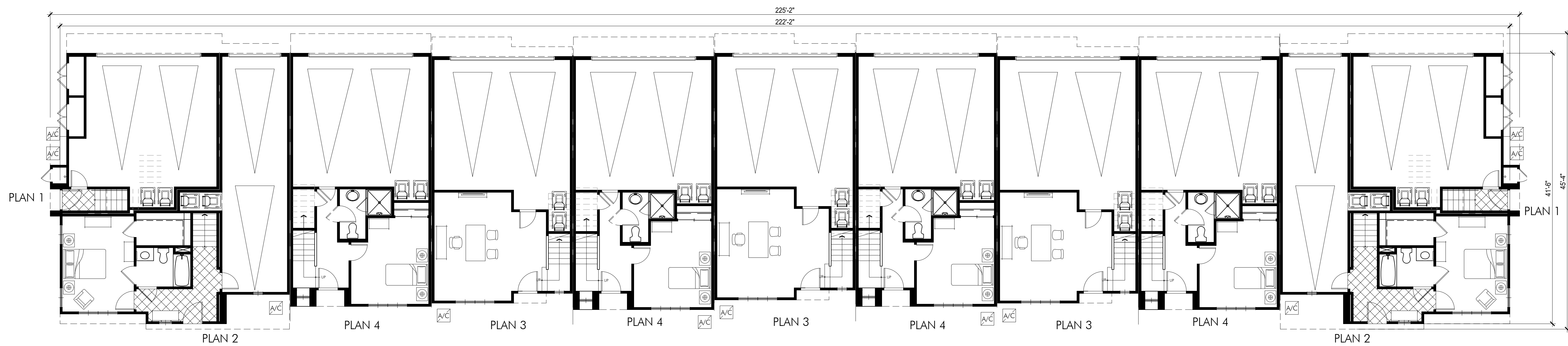
FILE NAME: S:\2017 Project\17.063 Victoria & Central - Architecture\ARCHITECTURE\Plan\Rendering\Submit\UA Row\17.063 UA Row\_11 Plex Composite Plans.dwg

DATE/TIME OF PLOT: 12/6/2018 3:43:53 PM



SECOND FLOOR

SCALE: 1/8" = 1'-0"



FIRST FLOOR

SCALE: 1/8" = 1'-0"

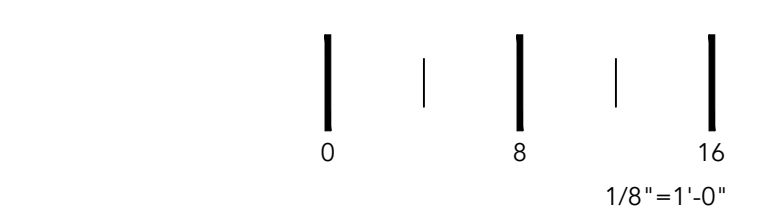
PLAN 1 • TOTAL	1,517 SQ.FT.
PLAN 2 • TOTAL	1,586 SQ.FT.
PLAN 3 • TOTAL	1,857 SQ.FT.
PLAN 4 • TOTAL	1,999 SQ.FT.
TOTAL COVERED AREA / BLDG	25,568 SQ.FT.

# VICTORIA GREENS

CARSON | CALIFORNIA

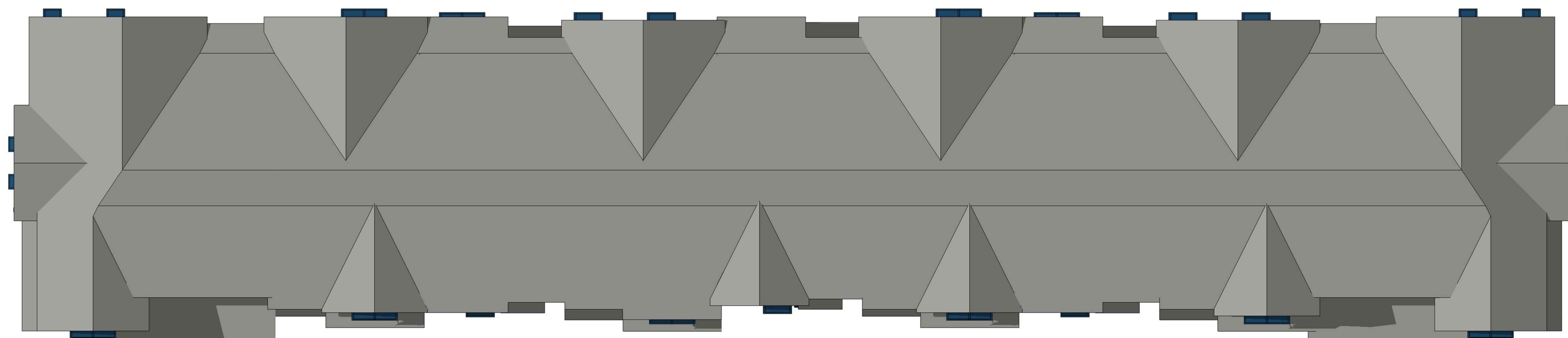
INTEGRAL COMMUNITIES | 17.063

DATE 12|05|18



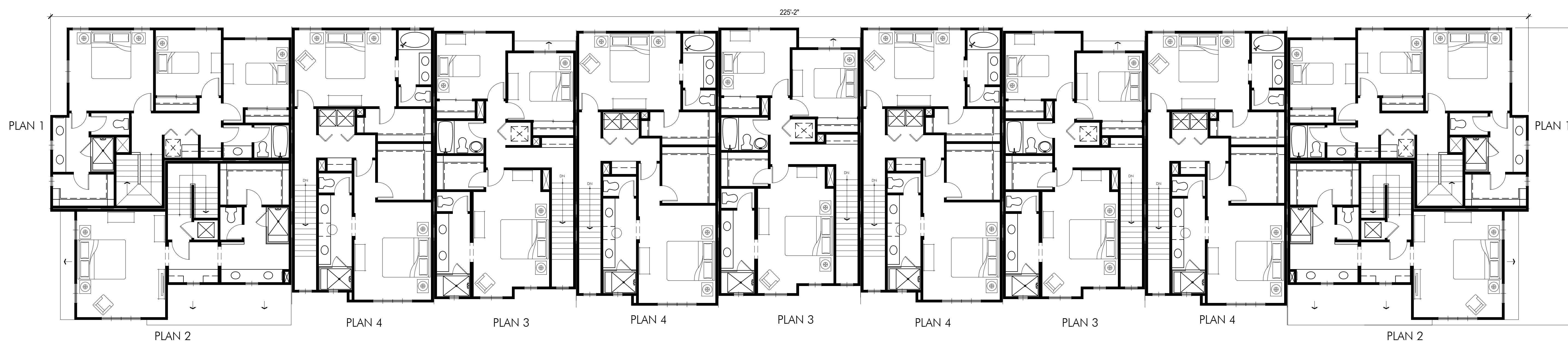
UA ROW - 11-PLEX  
COMPOSITE PLANS | A2.81





ROOF PLAN

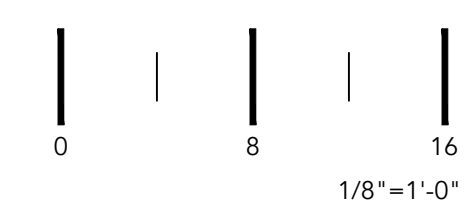
SCALE: 1/8" = 1'-0"



THIRD FLOOR

SCALE: 1/8" = 1'-0"

PLAN 1 • TOTAL	1,517 SQ.FT.
PLAN 2 • TOTAL	1,586 SQ.FT.
PLAN 3 • TOTAL	1,857 SQ.FT.
PLAN 4 • TOTAL	1,999 SQ.FT.
TOTAL COVERED AREA / BLDG	25,568 SQ.FT.



UA ROW - 11-PLEX  
COMPOSITE PLANS | A2.82



FILE NAME: S:\2017 Projects\17.063 Victoria & Central - Architecture\ARCHITECTURE\Plan\Rendering\Submit\UA Row\17.063 UA Row\_11Plex Composite Plans.dwg

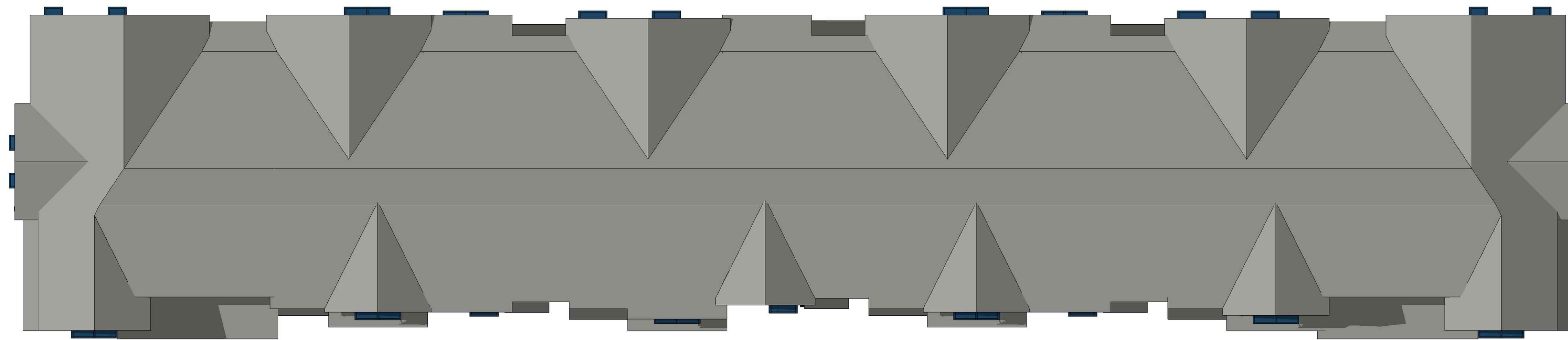
DATE/TIME OF PLOT: 12/6/2018 3:44:00 PM

# VICTORIA GREENS

CARSON | CALIFORNIA

INTEGRAL COMMUNITIES | 17.063

DATE 12|05|18



ROOF PLAN

SCALE: 1/8" = 1'-0"



FRONT ELEVATION

SCALE: 1/8" = 1'-0"



REAR ELEVATION

SCALE: 1/8" = 1'-0"

FILE NAME: S:\2017 Projects\17.063 Victoria & Central - Architecture\ARCHITECTURE\17.063 UA Row - 11 Plex Composite Plans.dwg  
DATE/TIME OF PLOT: 12/6/2018 3:44:09 PM





SIDE ELEVATIONS

SCALE: 1/8" = 1'-0"



FRONT PERSPECTIVE



REAR PERSPECTIVE

FILE NAME: S:\2017 Projects\17.063 Victoria & Central - Architecture\ARCHITECTURE\Rendering\Rendering Submittal\UA Row - 11 Plex Composite Plans.dwg


DATE/TIME OF PLOT: 12/6/2018 3:44:22 PM

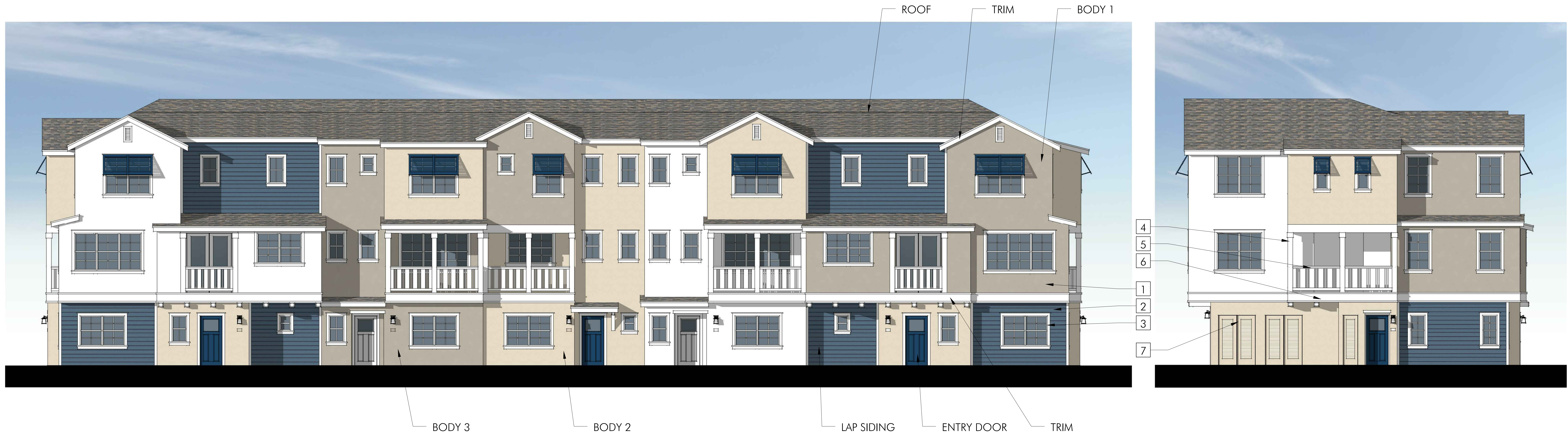
# VICTORIA GREENS

CARSON | CALIFORNIA

INTEGRAL COMMUNITIES | 17.063

DATE 12|05|18





**BODY COLOR 1**  
PURE WHITE  
SHERWIN WILLIAMS  
7005

**BODY COLOR 2**  
NATURAL LINEN  
SHERWIN WILLIAMS  
9109

**BODY COLOR 3**  
STUDIO CLAY  
SHERWIN WILLIAMS  
9172

**ROOF**  
GAF TIMBERLINE HD  
WEATHERED WOOD

**SW 9150**  
ENDLESS SEA

**SW 7674**  
PEPPERCORN

**SW 7005**  
PURE WHITE

**ENTRY DOORS & AWNINGS**  
SHERWIN WILLIAMS

**LAP SIDING**  
ALLURA SMOOTH LAP  
SW INKY BLUE

**GARAGE DOORS**  
SW 7005  
PURE WHITE

**TRIM/RAILINGS**  
SW 7005  
PURE WHITE

\* COLORS AND MATERIALS SHOWN ARE FOR DESIGN INTENT ONLY. WINDOW FRAMES SHALL BE WHITE.



**KEYNOTES**

- 1 STUCCO FINISH
- 2 8" EXPOSURE HORIZONTAL LAPPED CEMENTITIOUS SIDING
- 3 VINYL FRAME WINDOWS
- 4 WOOD POST & BEAM
- 5 WOOD RAILING
- 6 DECK TRIM - CEMENTITIOUS BOARD
- 7 EXTERIOR LIGHT FIXTURE - FEISS OL8501ORB-LED

TYPICAL APPLICATION OF COLORS. 7-PLEX BUILDING IS SHOWN FOR REFERENCE.


**VICTORIA GREENS**

CARSON | CALIFORNIA

INTEGRAL COMMUNITIES | 17.063

DATE 11|05|18





\* COLORS AND MATERIALS SHOWN ARE FOR DESIGN INTENT ONLY. WINDOW FRAMES SHALL BE WHITE.



**KEYNOTES**

- 1 STUCCO FINISH
- 2 8" EXPOSURE HORIZONTAL LAPPED CEMENTITIOUS SIDING
- 3 VINYL FRAME WINDOWS
- 4 WOOD POST & BEAM
- 5 WOOD RAILING
- 6 DECK TRIM - CEMENTITIOUS BOARD
- 7 EXTERIOR LIGHT FIXTURE - FEISS OL8501ORB-LED

TYPICAL APPLICATION OF COLORS. 7-PLEX BUILDING IS SHOWN FOR REFERENCE.

**VICTORIA GREENS**

CARSON | CALIFORNIA

INTEGRAL COMMUNITIES | 17.063

DATE 11|05|18



UA ROW - COLOR SCHEME B | A2.92





FILE NAME: S:\2017 Projects\17.063 Victoria & Central - Architecture\ARCHITECTURE\Townhome\UA Level\17.063 UA Level\_4Rev\_Composite Plans.dwg  
DATE/TIME OF PLOT: 11/6/2018 12:23:09 PM

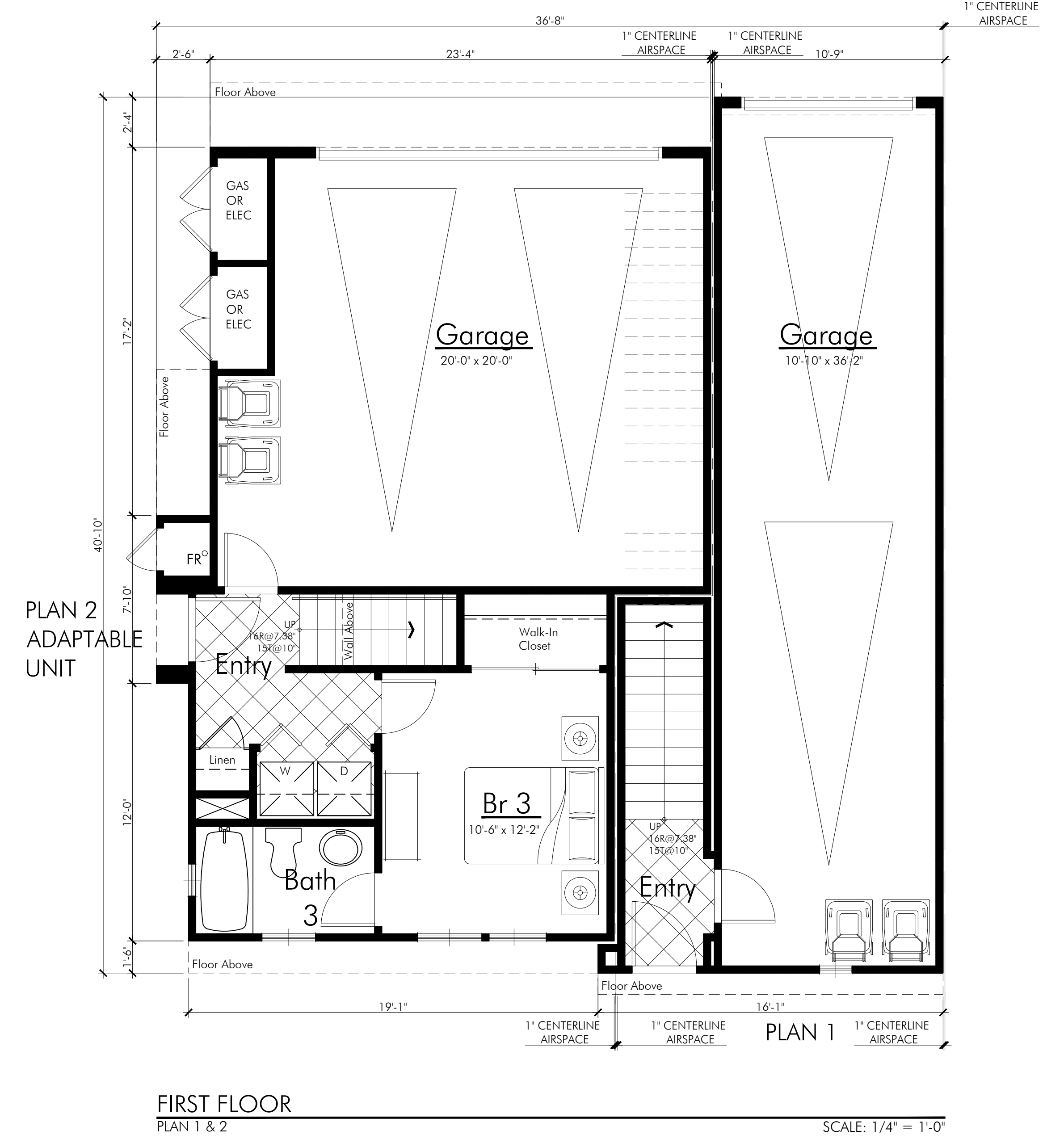
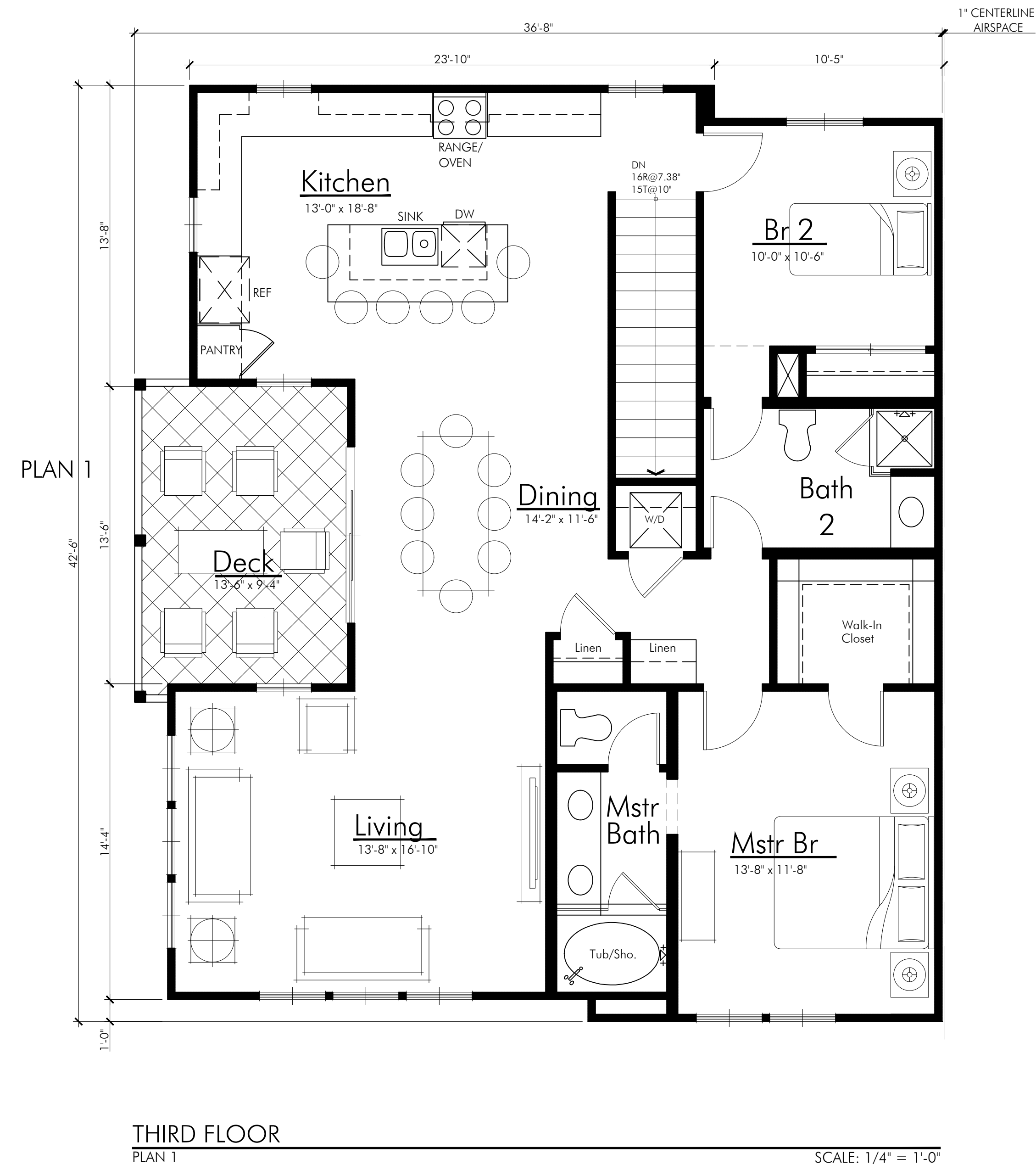
**VICTORIA GREENS**  
CARSON | CALIFORNIA  
INTEGRAL COMMUNITIES | 17.063  
DATE 11|05|18



UA LEVEL - FRONT  
PERSPECTIVE | A3.00



PLAN 2 • 3BR/3BA	
PLAN 2 • FIRST FLOOR	327 SQ. FT.
PLAN 2 • SECOND FLOOR	1,245 SQ. FT.
PLAN 2 • TOTAL	1,572 SQ. FT.
PLAN 2 • 2-CAR GARAGE	426 SQ. FT.
PLAN 2 • DECK	128 SQ. FT.
PLAN 2 • TOTAL COVERED AREA	2,126 SQ. FT.
NOTE: SQUARE FOOTAGE MAY VARY DUE TO METHOD OF CALCULATION.	



PLAN 1 • 2BR/2BA	
PLAN 1 • FIRST FLOOR	87 SQ. FT.
PLAN 1 • THIRD FLOOR	1,336 SQ. FT.
PLAN 1 • TOTAL	1,423 SQ. FT.
PLAN 1 • 2-CAR GARAGE	400 SQ. FT.
PLAN 1 • DECK	133 SQ. FT.
PLAN 1 • TOTAL COVERED AREA	1,956 SQ. FT.
NOTE: SQUARE FOOTAGE MAY VARY DUE TO METHOD OF CALCULATION.	

FILE NAME: S:\2017 Projects\17.063 Victoria & Central - Architecture\ARCHITECTURE\Plan\17.063 UA Level\_Plan\_1&2.dwg

DATE/TIME OF PLOT: 11/6/2018 12:23:19 PM

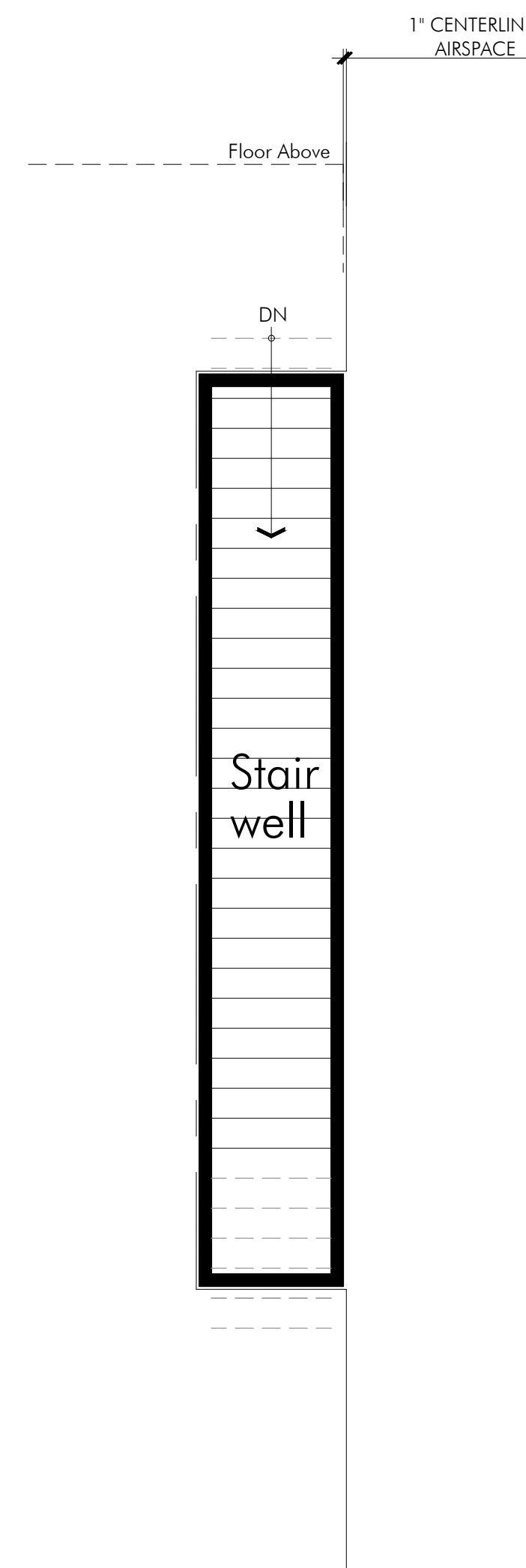
FILE NAME: S:\2017 Projects\17.063 Victoria & Central - Architecture\ARCHITECTURE\Plan\Working\Submittal\UA Level\17.063 UA Level\_Plan 3.dwg

DATE/TIME OF PLOT: 11/6/2018 12:23:29 PM



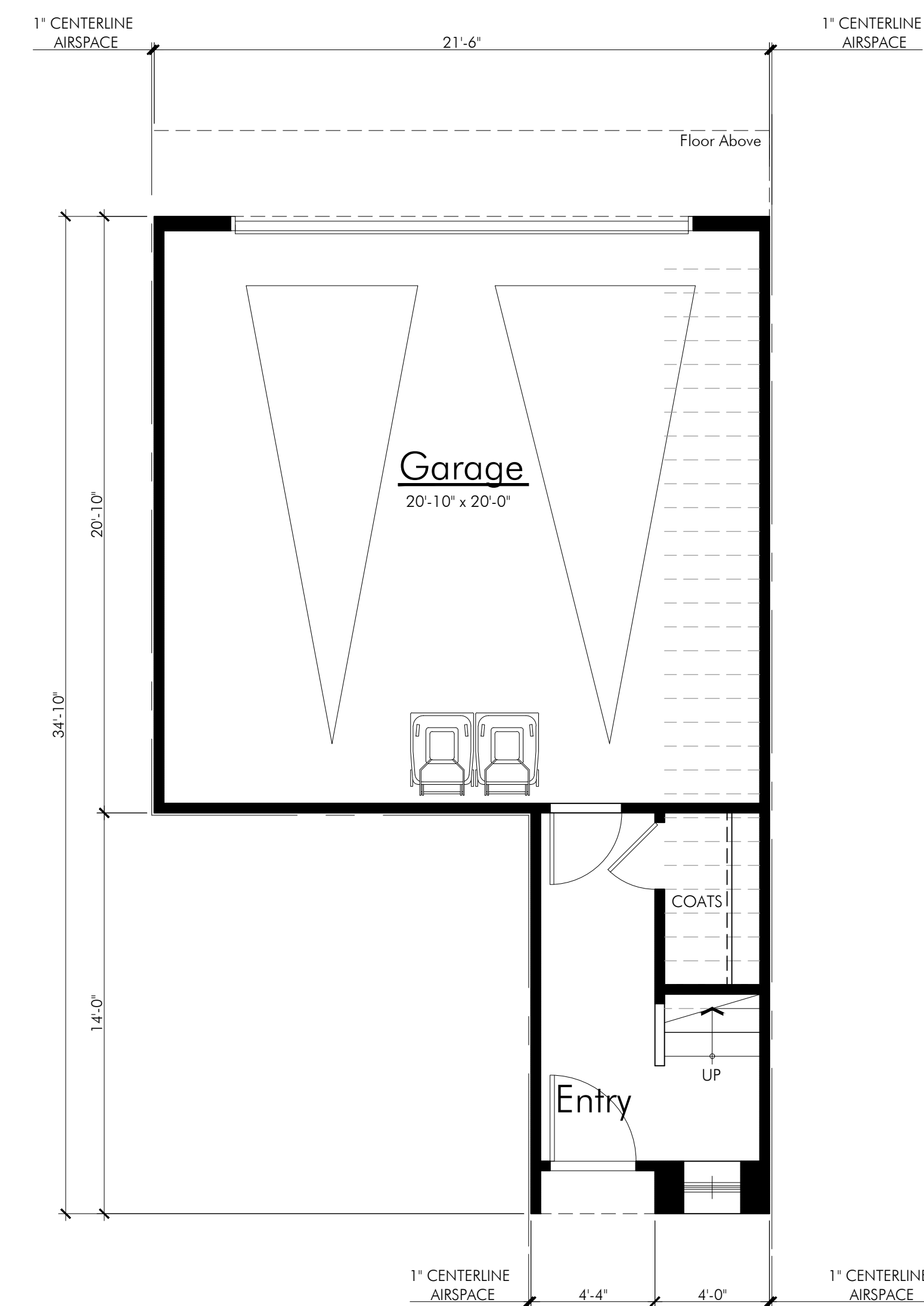
PLAN 3 - THIRD FLOOR

SCALE: 1/4" = 1'-0"



PLAN 3 - SECOND FLOOR

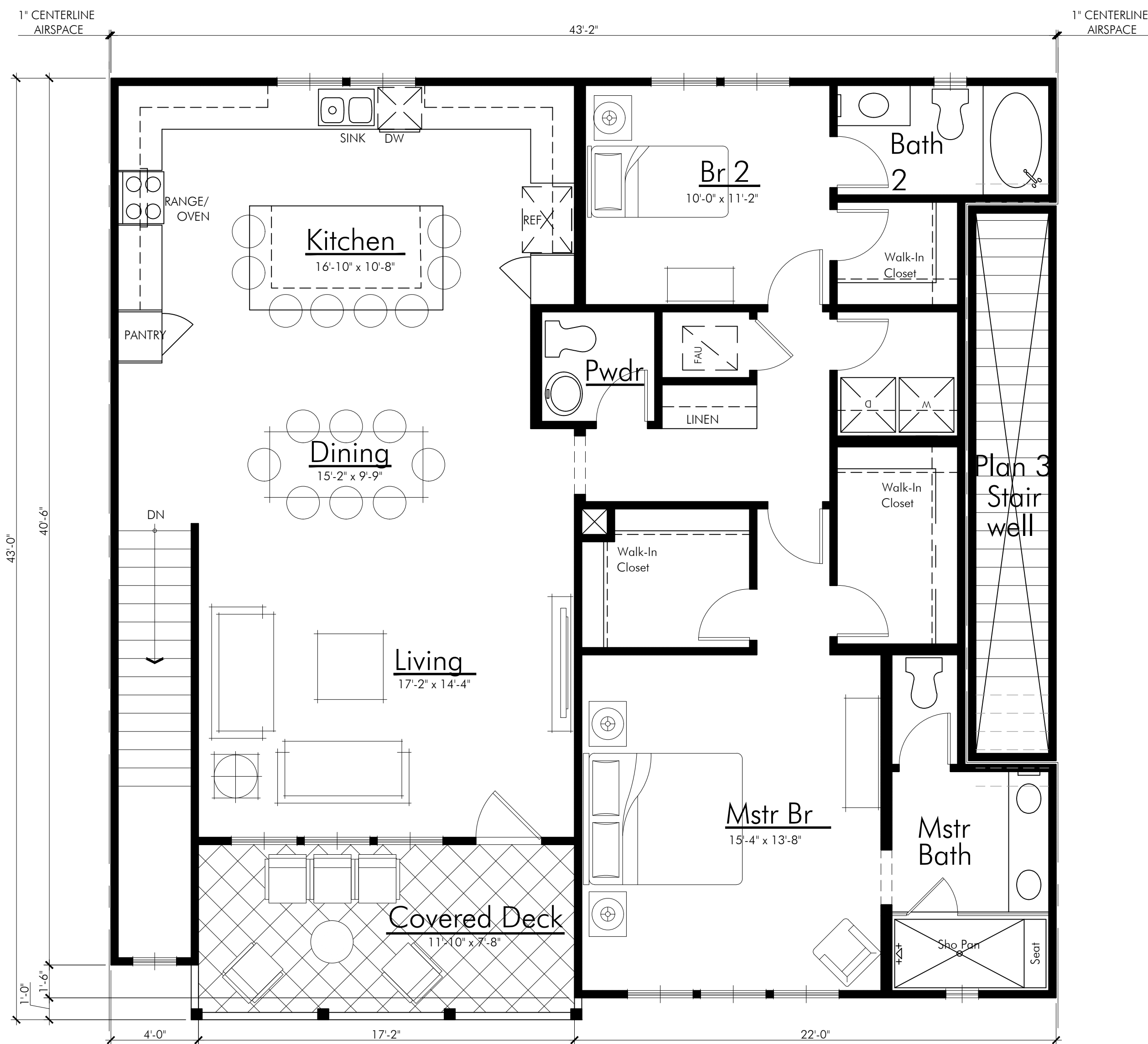
SCALE: 1/4" = 1'-0"



PLAN 3 - FIRST FLOOR

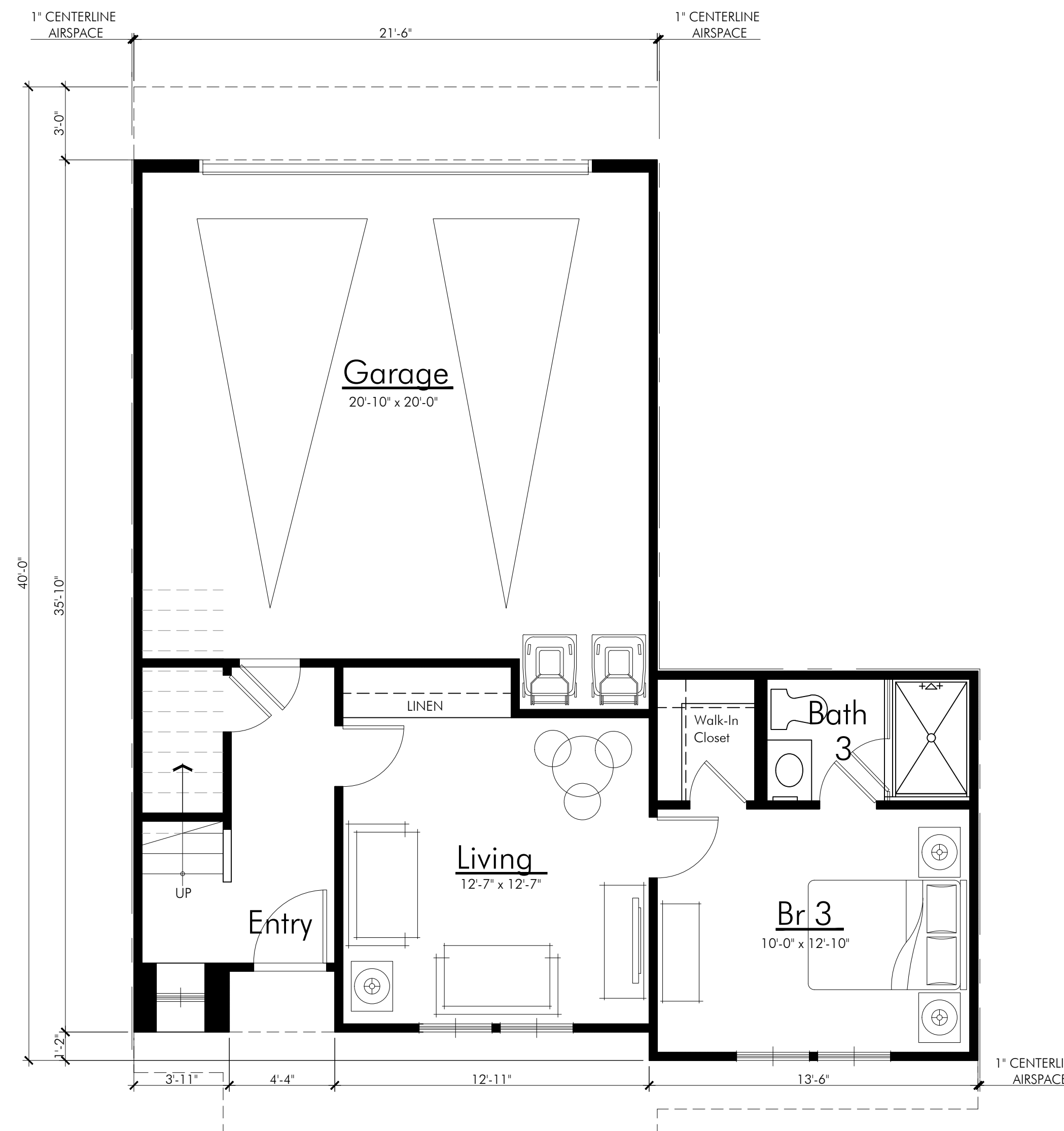
SCALE: 1/4" = 1'-0"

PLAN 3 • 3BR/2BA	
PLAN 3 • FIRST FLOOR	125 SQ. FT.
PLAN 3 • THIRD FLOOR	1,687 SQ. FT.
PLAN 3 • TOTAL	1,811 SQ. FT.
PLAN 3 • 2-CAR GARAGE	451 SQ. FT.
PLAN 3 • DECK	139 SQ. FT.
PLAN 3 • TOTAL COVERED AREA	2,401 SQ. FT.
NOTE: SQUARE FOOTAGE MAY VARY DUE TO METHOD OF CALCULATION.	



PLAN 4 - SECOND FLOOR

SCALE: 1/4" = 1'-0"



PLAN 4 - FIRST FLOOR

SCALE: 1/4" = 1'-0"

PLAN 4 • 3BR/3.5BA	
PLAN 4 • FIRST FLOOR	519 SQ. FT.
PLAN 4 • SECOND FLOOR	1,554 SQ. FT.
PLAN 4 • TOTAL	2,072 SQ. FT.
PLAN 4 • 2-CAR GARAGE	428 SQ. FT.
PLAN 4 • DECK	139 SQ. FT.
PLAN 4 • TOTAL COVERED AREA	2,639 SQ. FT.
NOTE: SQUARE FOOTAGE MAY VARY DUE TO METHOD OF CALCULATION.	

FILE NAME: S:\2017 Projects\17.063 Victoria & Central - Architecture\ARCHITECTURE\Plan\17.063 UA Level\_Plan\_4.dwg

DATE/TIME OF PLOT: 11/6/2018 12:23:40 PM

# VICTORIA GREENS

CARSON | CALIFORNIA

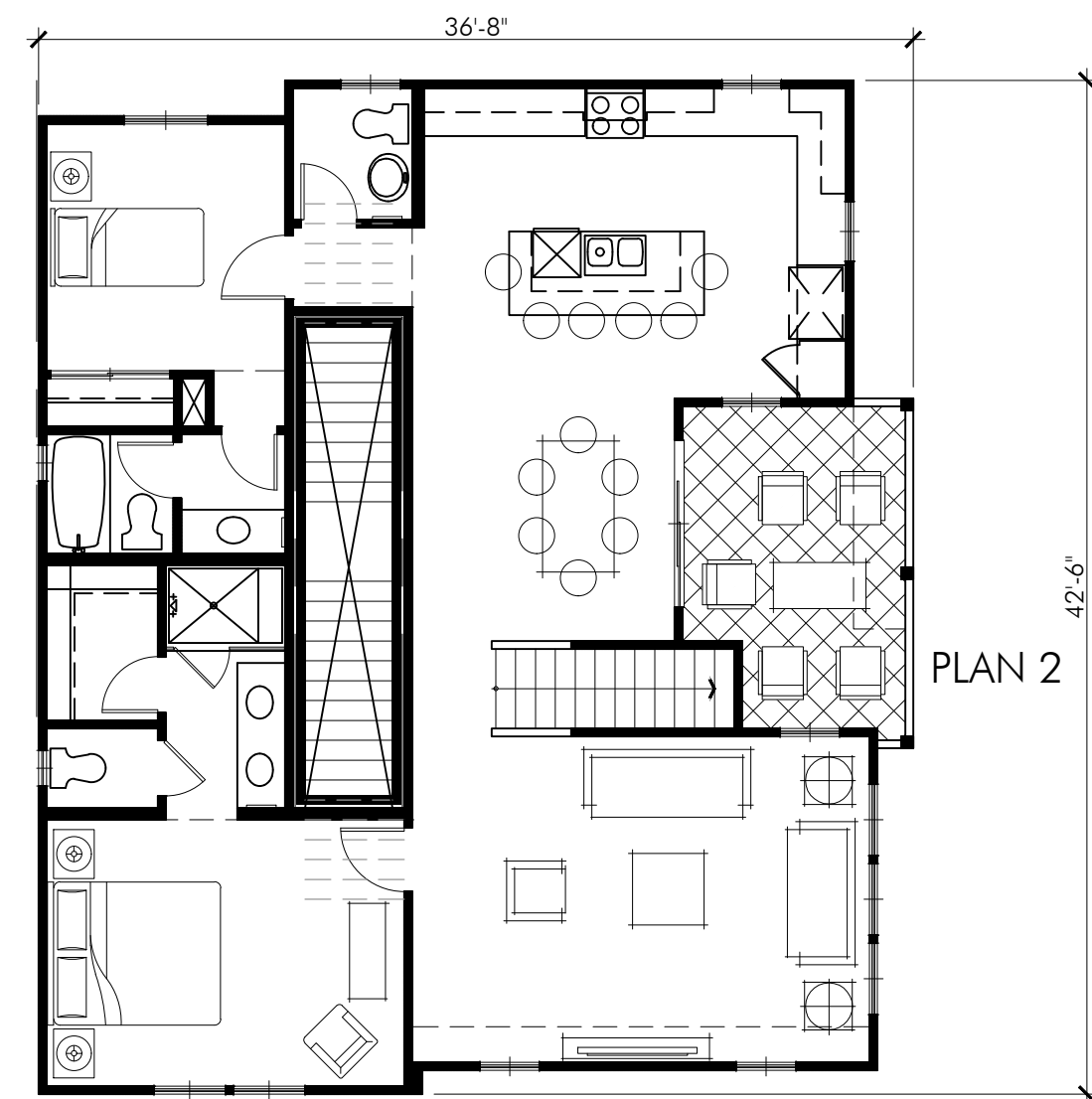
INTEGRAL COMMUNITIES | 17.063

DATE 11|05|18




UA LEVEL - PLAN 4 | A3.14

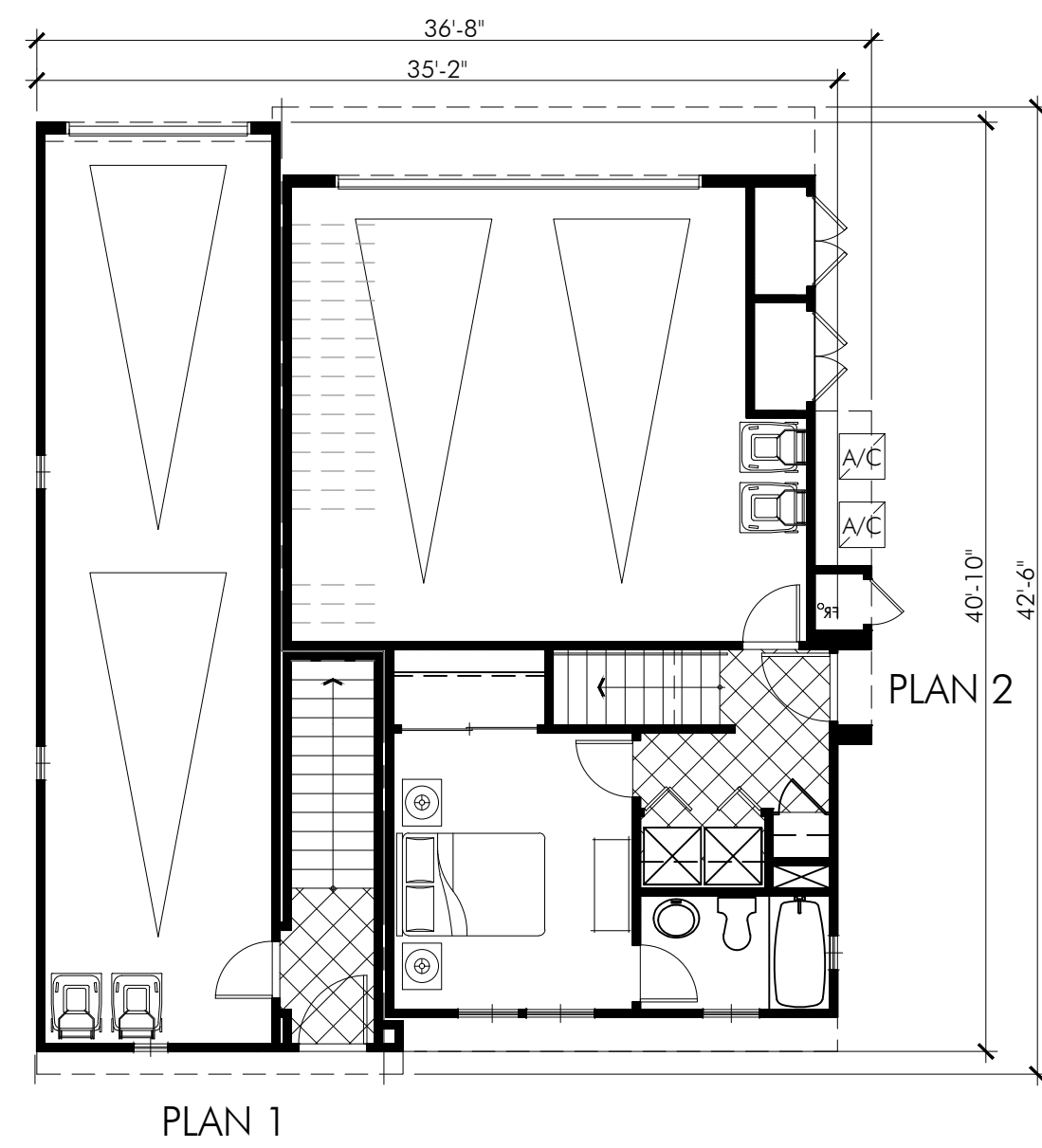




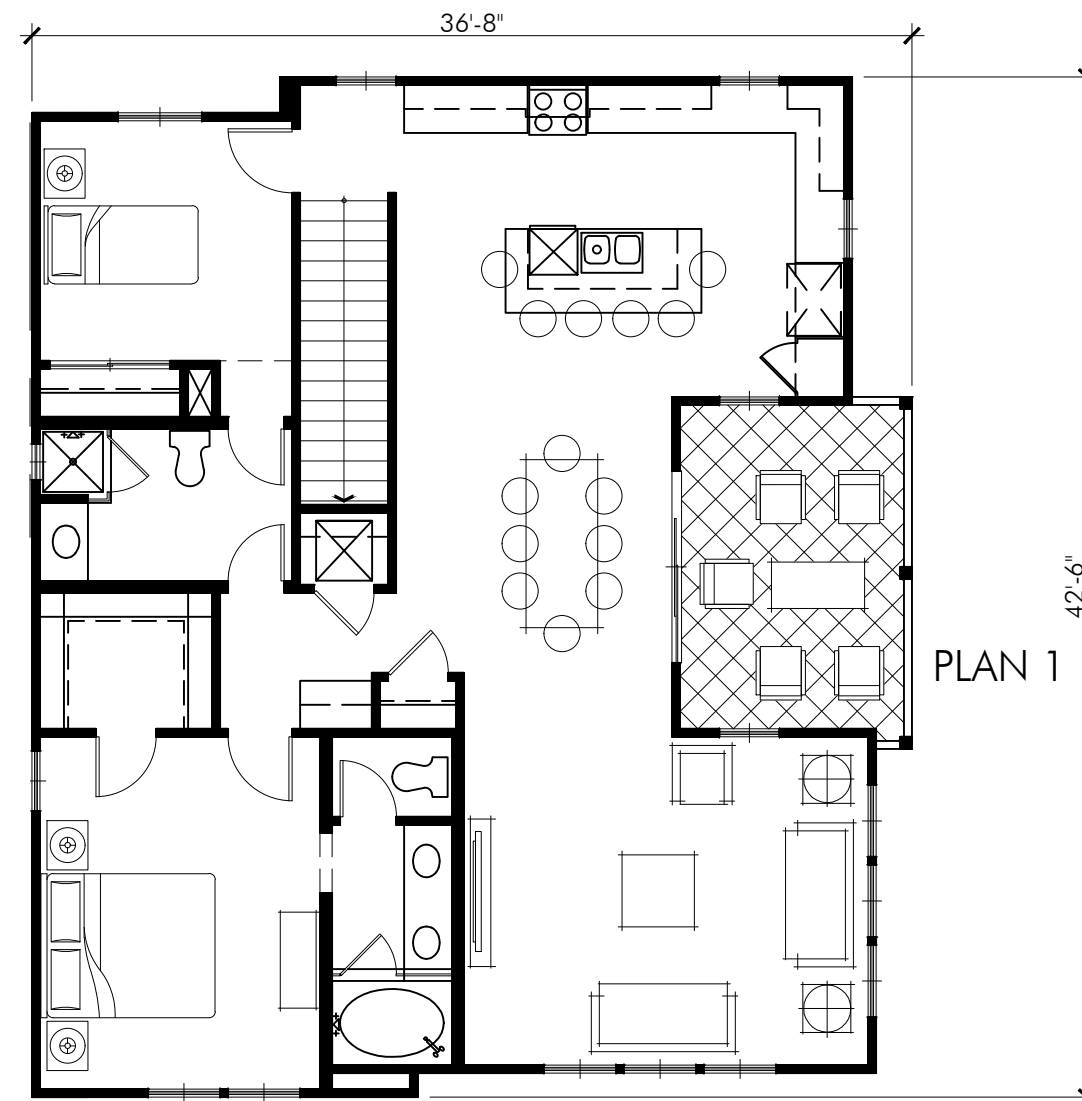
SECOND FLOOR  
SCALE: 1/8" = 1'-0"



ROOF PLAN  
SCALE: 1/8" = 1'-0"



FIRST FLOOR  
SCALE: 1/8" = 1'-0"



THIRD FLOOR  
SCALE: 1/8" = 1'-0"

PLAN 1 • TOTAL 1,423 SQ.FT.  
PLAN 2 • TOTAL 1,572 SQ.FT.



SIDE ELEVATIONS

SCALE: 1/8" = 1'-0"



FRONT ELEVATION

SCALE: 1/8" = 1'-0"



FRONT PERSPECTIVE

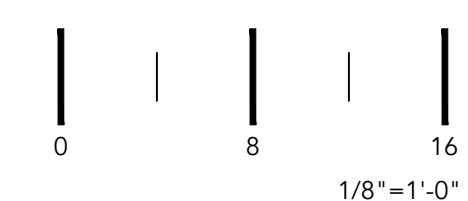


REAR ELEVATION

SCALE: 1/8" = 1'-0"



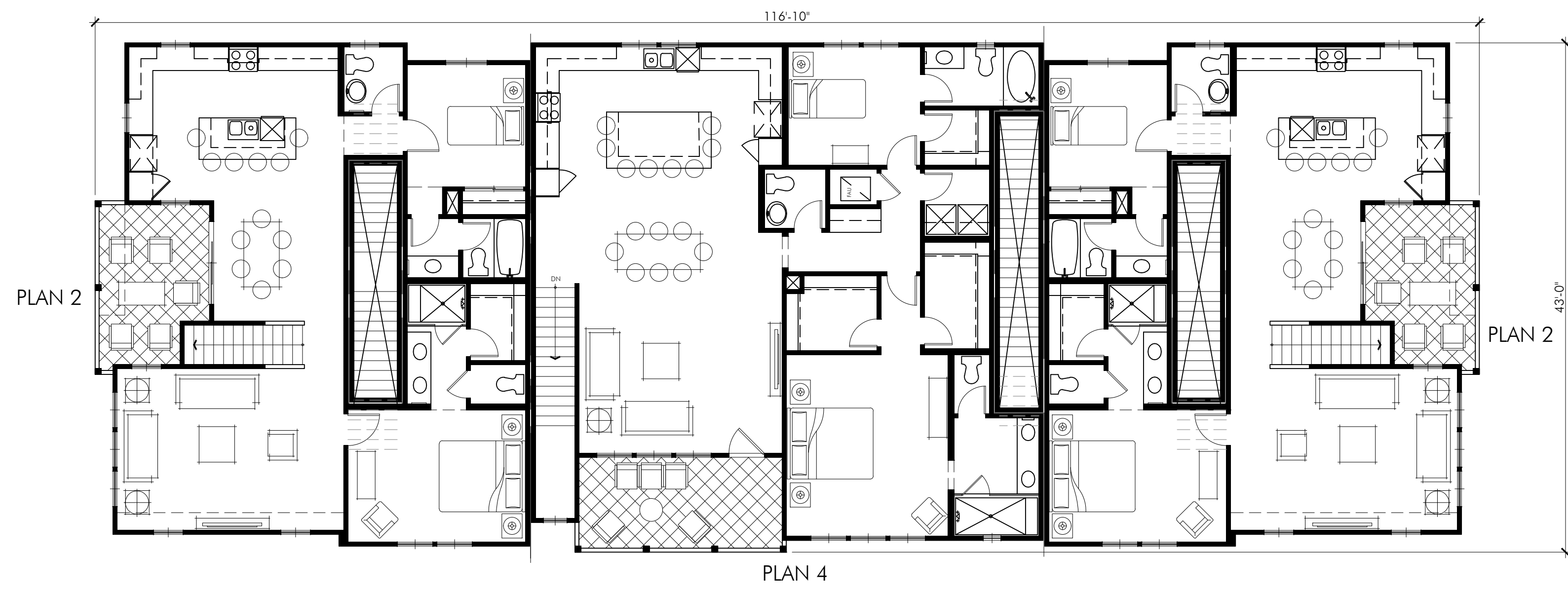
REAR PERSPECTIVE





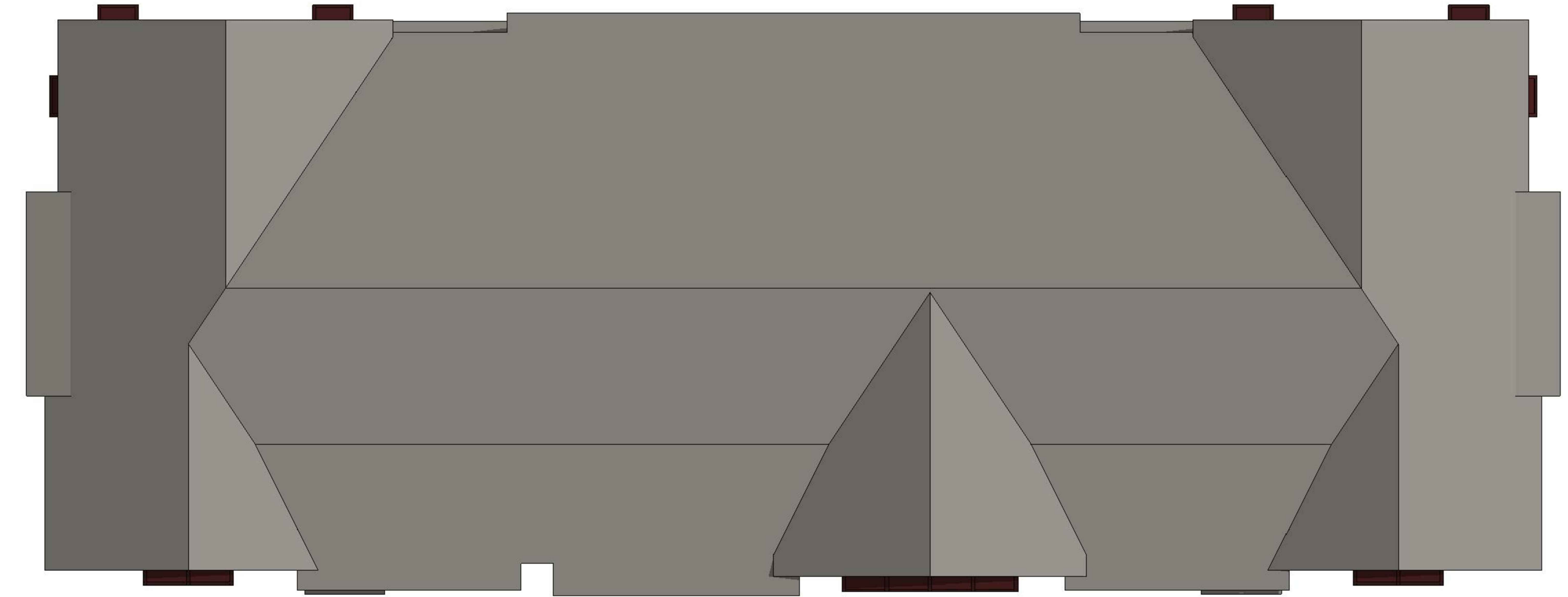
FILE NAME: S:\2017 Projects\17.063 Victoria & Central - Architecture\ARCHITECTURE\Plan\Rendering\Submission\UA Level\17.063 UA Level\_dRev\_Composite Plans.dwg

DATE/TIME OF PLOT: 11/6/2018 12:24:27 PM



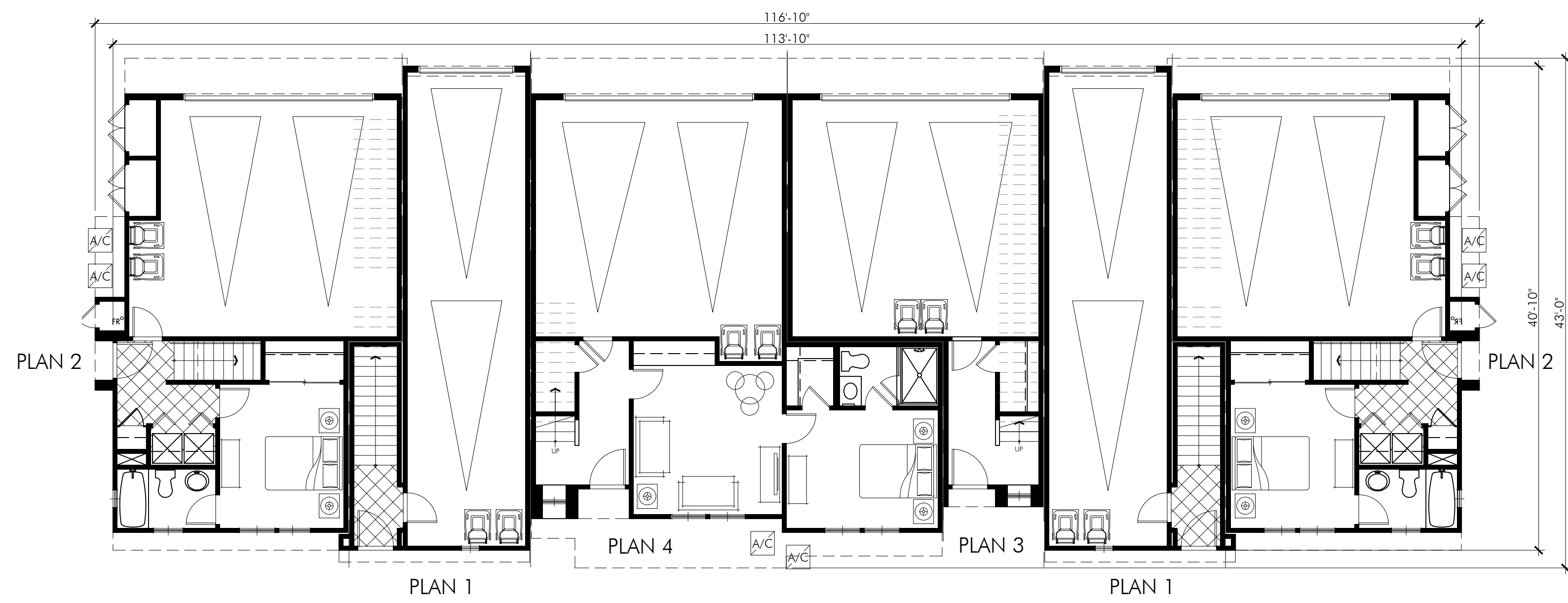
SECOND FLOOR

SCALE: 1/8" = 1'-0"



ROOF PLAN

SCALE: 1/8" = 1'-0"



FIRST FLOOR

SCALE: 1/8" = 1'-0"



THIRD FLOOR

SCALE: 1/8" = 1'-0"

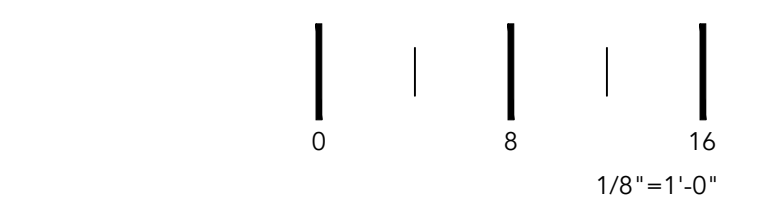
PLAN 1 • TOTAL	1,423 SQ.FT.
PLAN 2 • TOTAL	1,572 SQ.FT.
PLAN 3 • TOTAL	1,811 SQ.FT.
PLAN 4 • TOTAL	2,072 SQ.FT.
TOTAL COVERED AREA / BLDG	13,288 SQ.FT.

# VICTORIA GREENS

CARSON | CALIFORNIA

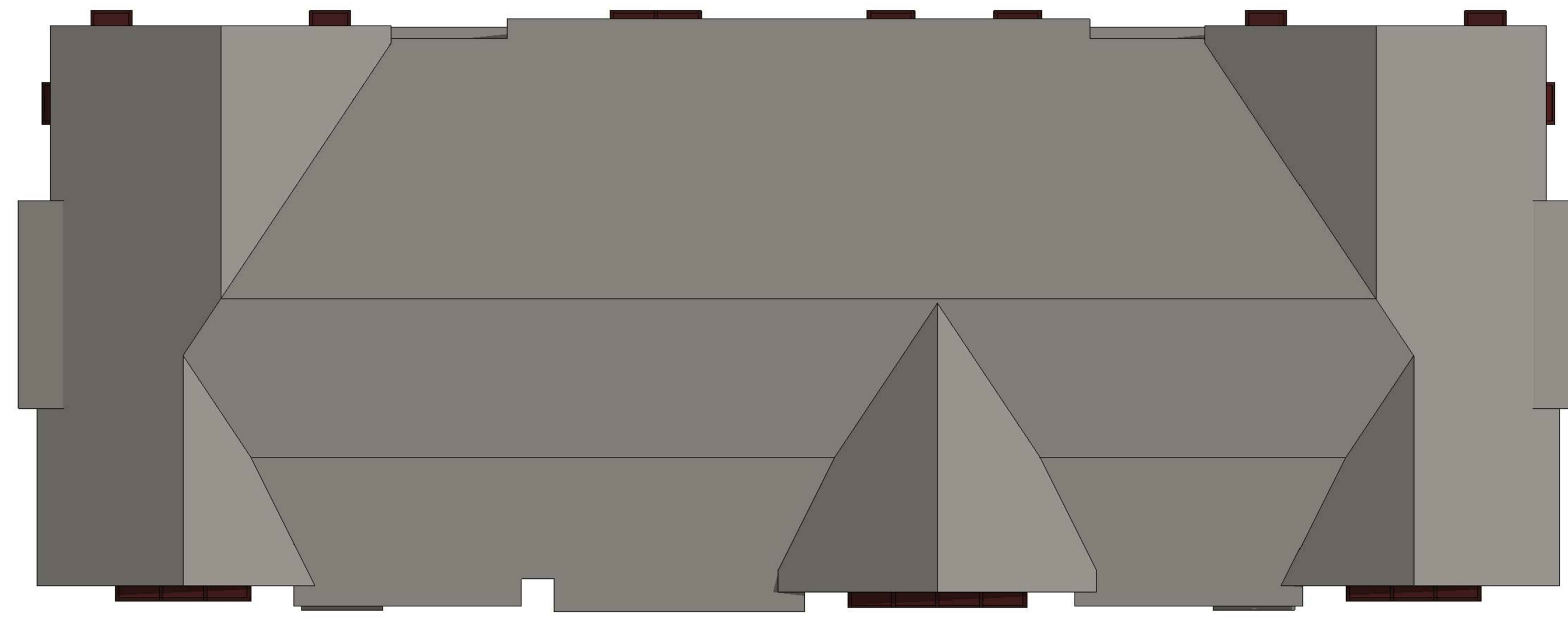
INTEGRAL COMMUNITIES | 17.063

DATE 11|05|18



UA LEVEL - 6-PLEX  
COMPOSITE PLANS | A3.31





ROOF PLAN

SCALE: 1/8" = 1'-0"



SIDE ELEVATIONS

SCALE: 1/8" = 1'-0"



FRONT ELEVATION

SCALE: 1/8" = 1'-0"



FRONT PERSPECTIVE



REAR ELEVATION

SCALE: 1/8" = 1'-0"

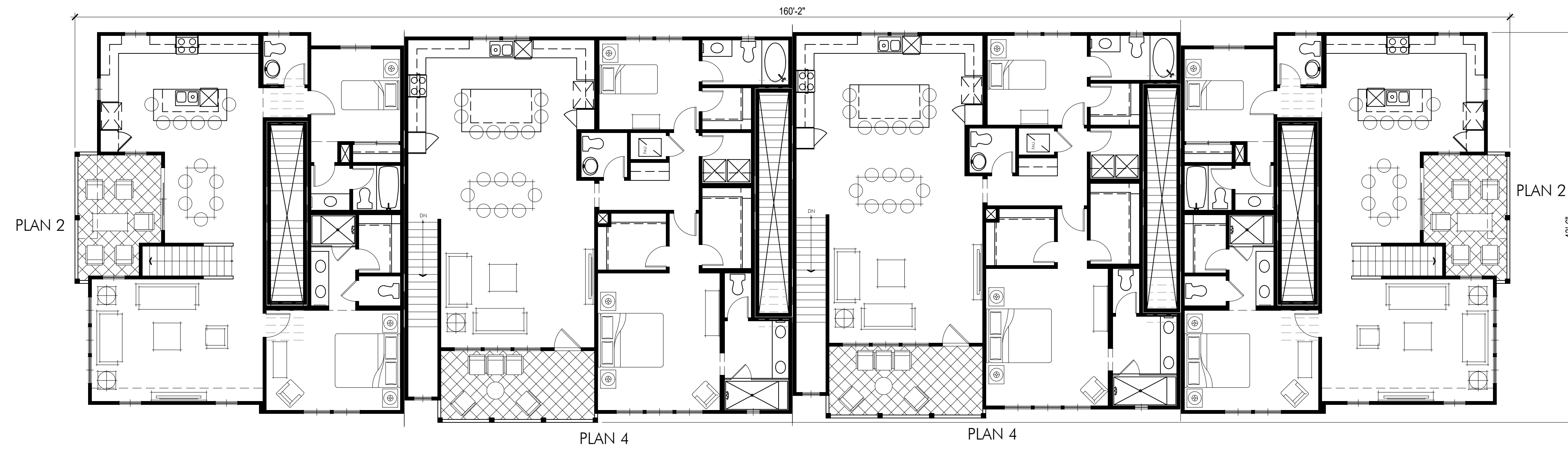


REAR PERSPECTIVE

FILE NAME: S:\2017 Projects\17.063 Victoria & Central - Architecture\ARCHITECTURE\Plan\17.063 UA Level - 6-Plex Composite Plans.dwg  
 DATE/TIME OF PLOT: 12/6/2018 3:44:53 PM

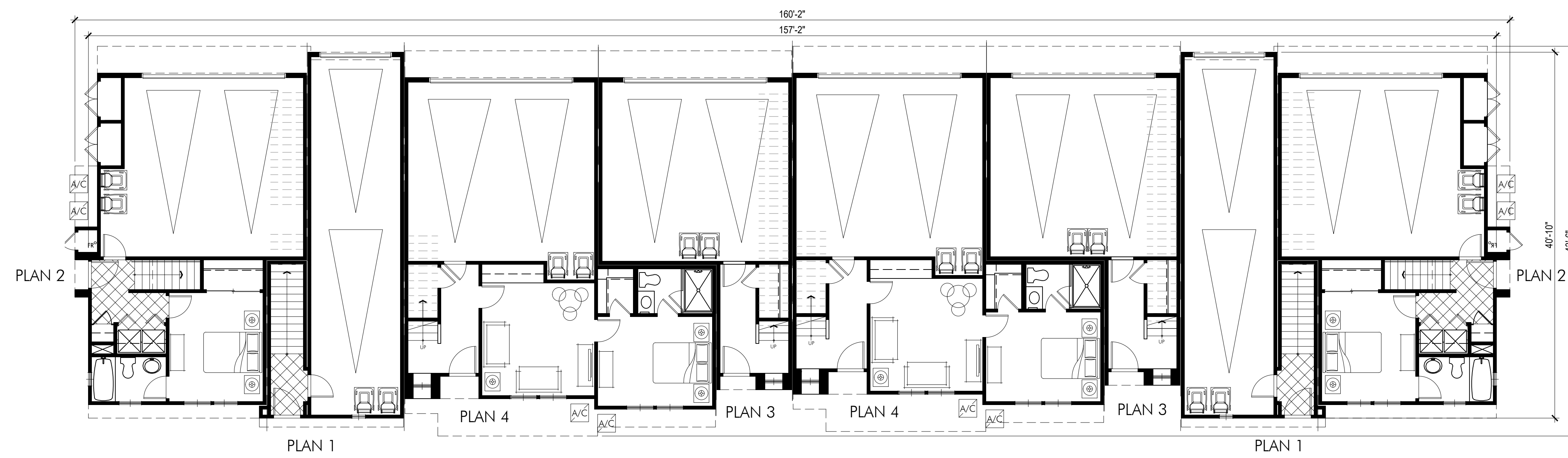
FILE NAME: S:\2017 Projects\17.063 Victoria & Central - Architecture\ARCHITECTURE\Plan\Yielding\Submission\UA Level\17.063 UA Level\_8Plex\_Composite Plans.dwg

DATE/TIME OF PLOT: 11/6/2018 12:25:30 PM



SECOND FLOOR

SCALE: 1/8" = 1'-0"



FIRST FLOOR

SCALE: 1/8" = 1'-0"

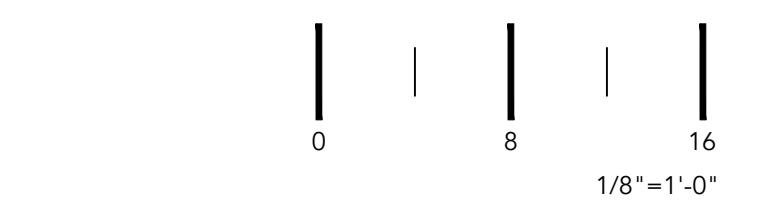
PLAN 1 • TOTAL	1,423 SQ.FT.
PLAN 2 • TOTAL	1,572 SQ.FT.
PLAN 3 • TOTAL	1,811 SQ.FT.
PLAN 4 • TOTAL	2,072 SQ.FT.
TOTAL COVERED AREA / BLDG	18,328 SQ.FT.

# VICTORIA GREENS

CARSON | CALIFORNIA

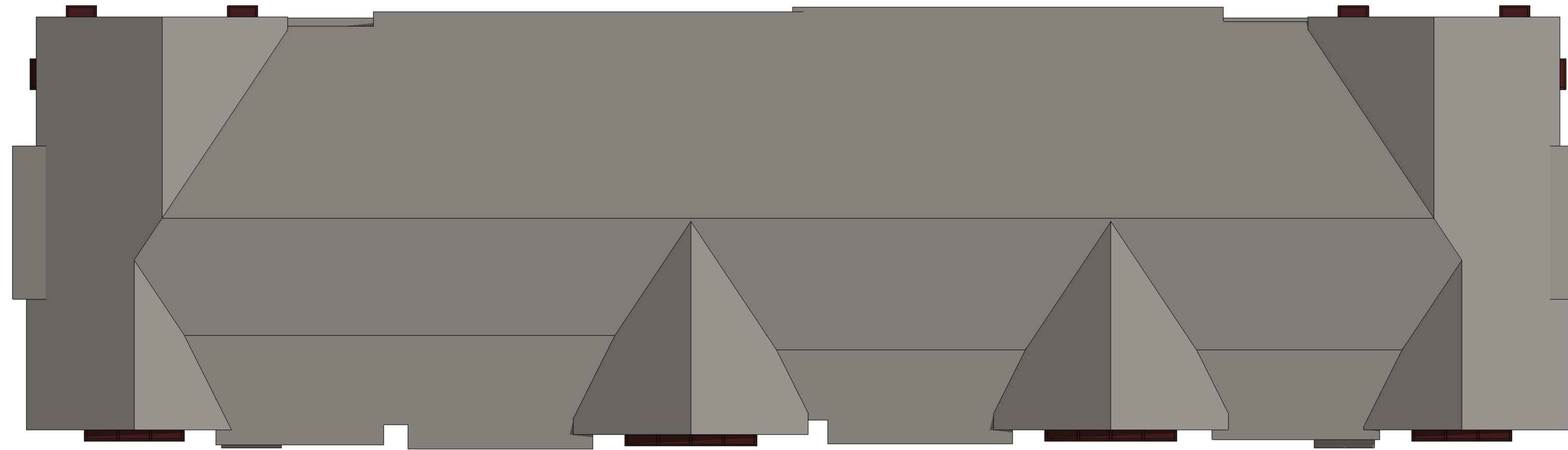
INTEGRAL COMMUNITIES | 17.063

DATE 11|05|18



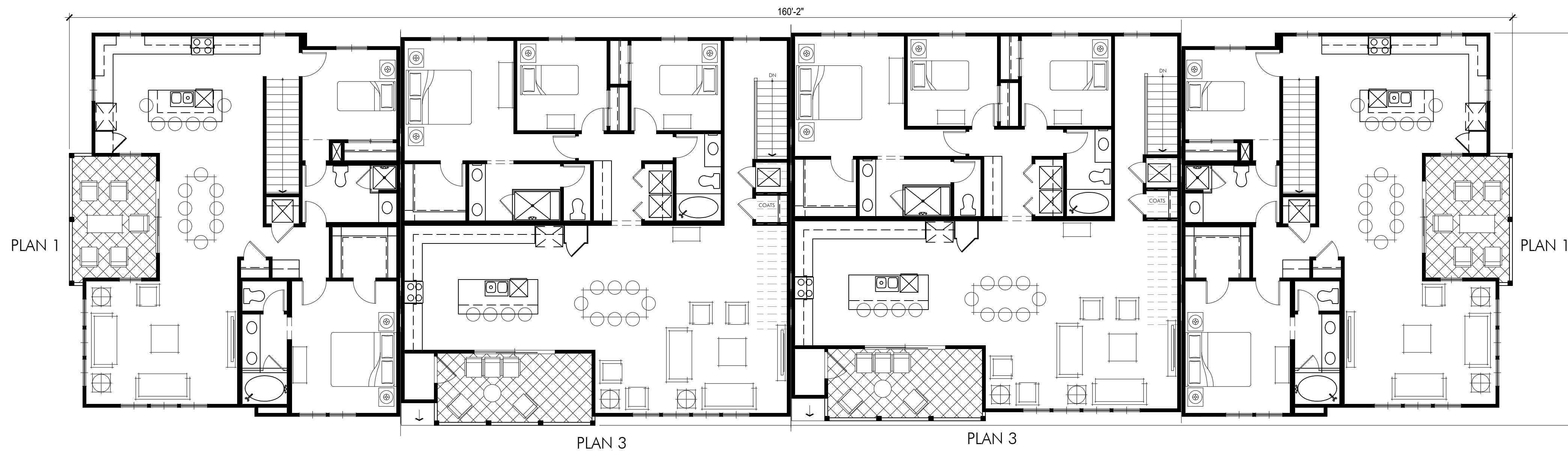
UA LEVEL - 8-PLEX  
COMPOSITE PLANS | A3.41





ROOF PLAN

SCALE: 1/8" = 1'-0"



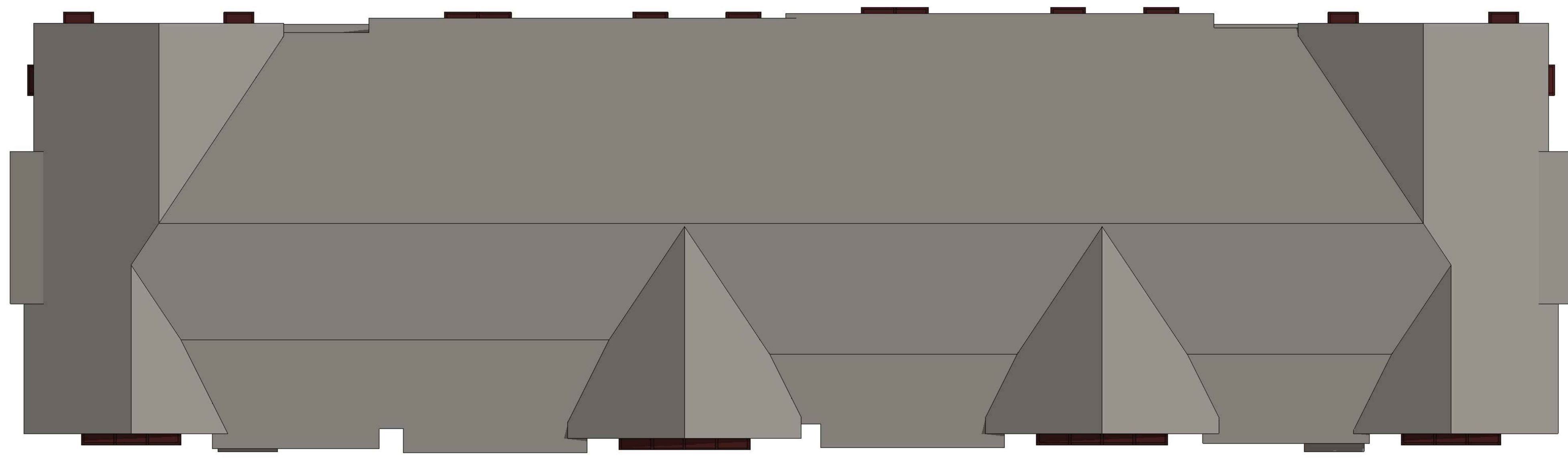
THIRD FLOOR

SCALE: 1/8" = 1'-0"

PLAN 1 • TOTAL	1,423 SQ.FT.
PLAN 2 • TOTAL	1,572 SQ.FT.
PLAN 3 • TOTAL	1,811 SQ.FT.
PLAN 4 • TOTAL	2,072 SQ.FT.
TOTAL COVERED AREA / BLDG	18,328 SQ.FT.

FILE NAME: S:\2017 Projects\17.063 Victoria & Central - Architecture\ARCHITECTURE\Team\Rendering\Submit\UA Level\17.063 UA Level\_8Plex Composite Plans.dwg

DATE/TIME OF PLOT: 11/6/2018 12:25:45 PM



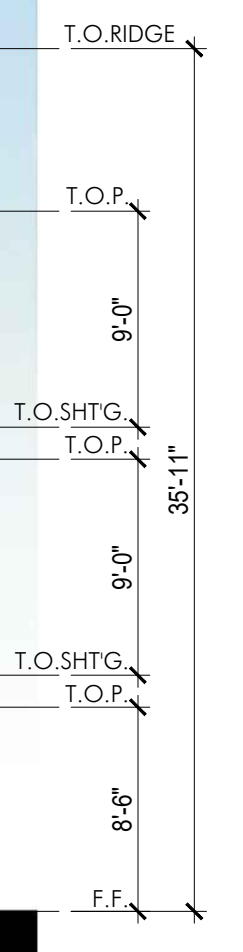
ROOF PLAN

SCALE: 1/8" = 1'-0"



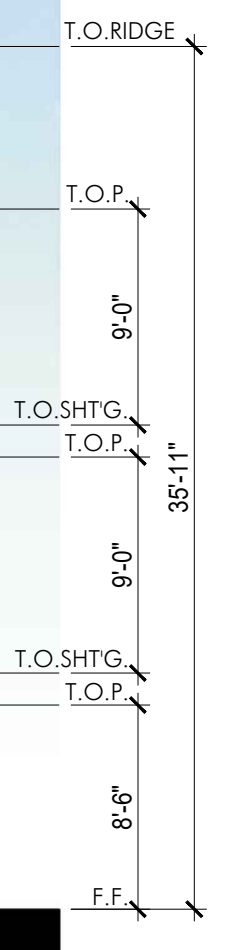
FRONT ELEVATION

SCALE: 1/8" = 1'-0"



REAR ELEVATION

SCALE: 1/8" = 1'-0"



FILE NAME: S:\2017 Projects\17.063 Victoria & Central - Architecture\ARCHITECTURE\Plan\17.063 UA Level\_8Plex\_Composite Plans.dwg  
 DATE/TIME OF PLOT: 12/6/2018 3:45:32 PM



SIDE ELEVATIONS

SCALE: 1/8" = 1'-0"



FRONT PERSPECTIVE

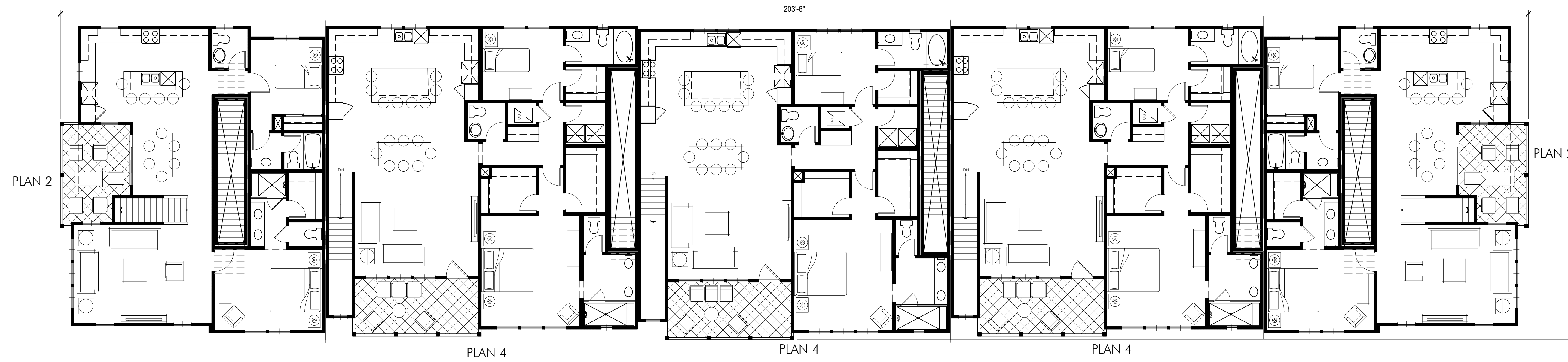


REAR PERSPECTIVE

FILE NAME: S:\2017 Projects\17.063 Victoria & Central - Architecture\ARCHITECTURE\Team\Rendering\Submit\UA Level\17.063 UA Level\_8Plex\_Composite\_Plans.dwg  
DATE/TIME OF PLOT: 12/6/2018 5:19:01 PM

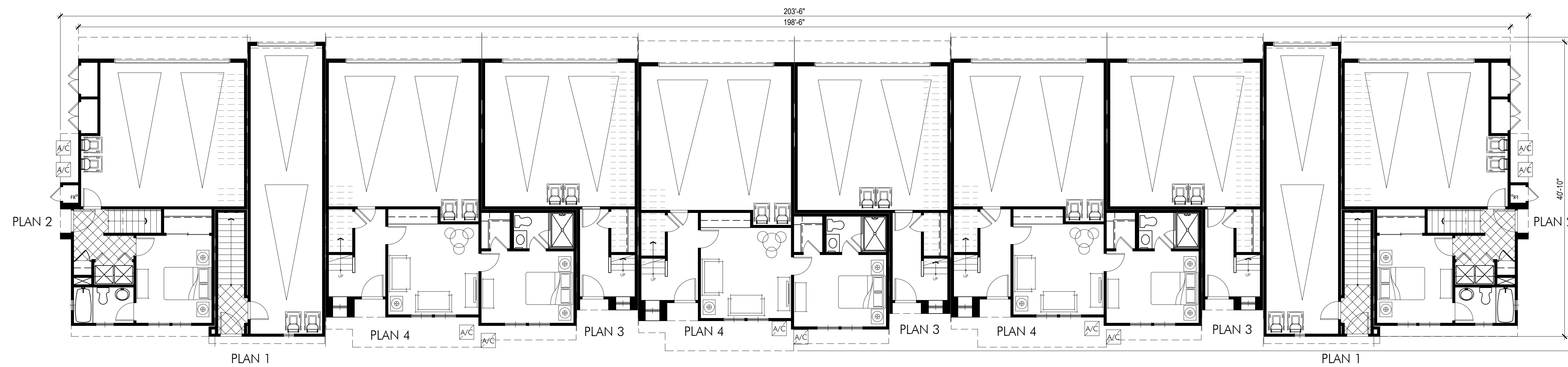
FILE NAME: S:\2017 Projects\17.063 Victoria & Central - Architecture\ARCHITECTURE\Plan\17.063 UA Level\_10-Plex Composite Plans.dwg

DATE/TIME OF PLOT: 11/6/2018 12:26:49 PM



SECOND FLOOR

SCALE: 1/8" = 1'-0"



FIRST FLOOR

SCALE: 1/8" = 1'-0"

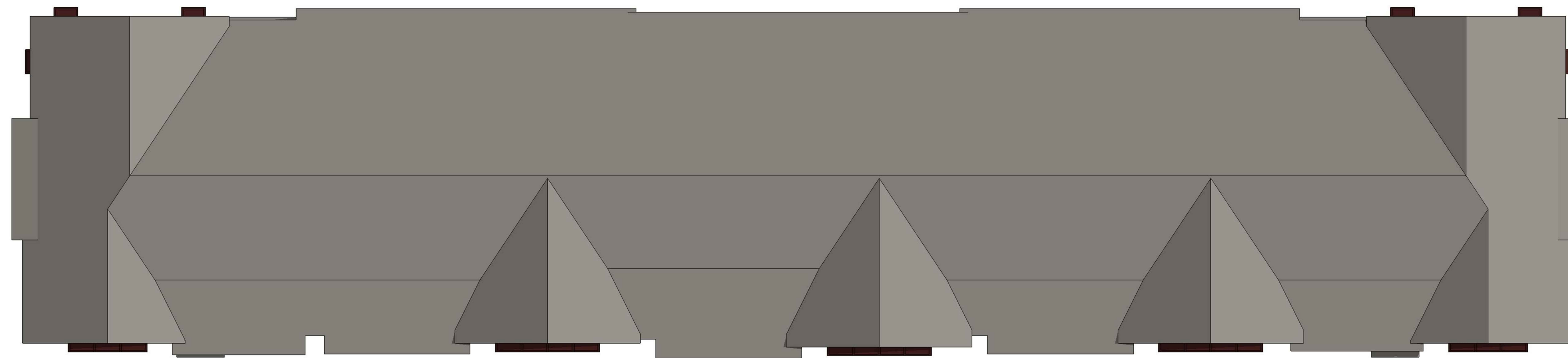
PLAN 1 • TOTAL	1,423 SQ.FT.
PLAN 2 • TOTAL	1,572 SQ.FT.
PLAN 3 • TOTAL	1,811 SQ.FT.
PLAN 4 • TOTAL	2,072 SQ.FT.
TOTAL COVERED AREA / BLDG	23,368 SQ.FT.

**VICTORIA GREENS**  
 CARSON | CALIFORNIA  
 INTEGRAL COMMUNITIES | 17.063  
 DATE 11|05|18



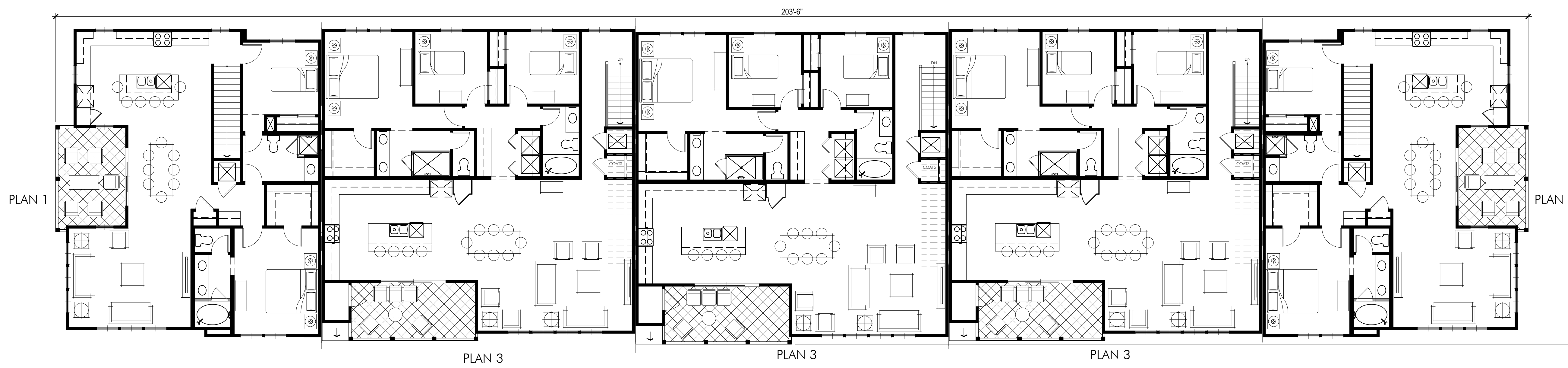
0 8 16  
 1/8"=1'-0"  
 UA LEVEL - 10-PLEX  
 COMPOSITE PLANS | A3.51





ROOF PLAN

SCALE: 1/8" = 1'-0"



THIRD FLOOR

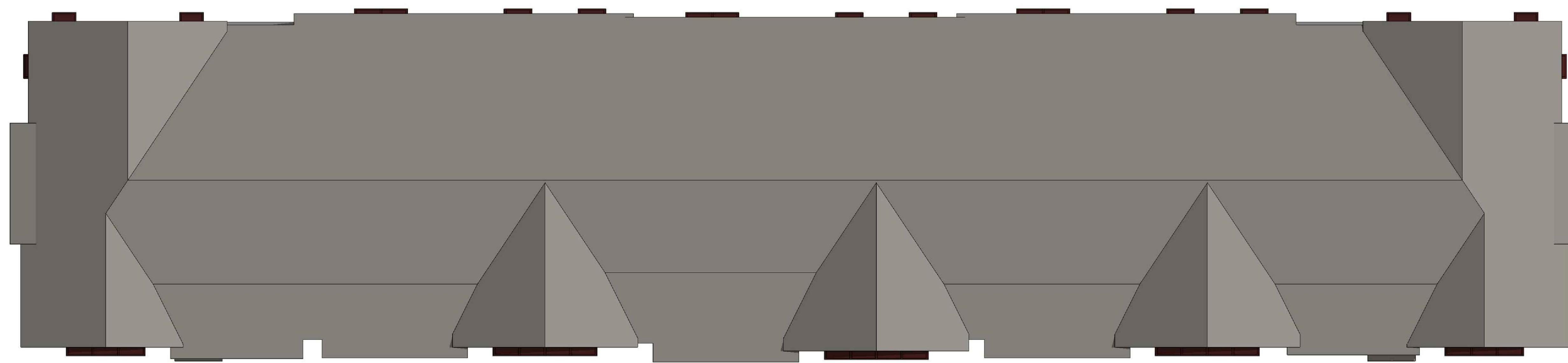
SCALE: 1/8" = 1'-0"

PLAN 1 • TOTAL	1,423 SQ.FT.
PLAN 2 • TOTAL	1,572 SQ.FT.
PLAN 3 • TOTAL	1,811 SQ.FT.
PLAN 4 • TOTAL	2,072 SQ.FT.
TOTAL COVERED AREA / BLDG	23,368 SQ.FT.

FILE NAME: S:\2017 Projects\17.063 Victoria & Central - Architecture\ARCHITECTURE\Team\Rendering\Submittal\UA Level\17.063 UA Level\_UPlan Composite Plans.dwg

DATE/TIME OF PLOT: 11/6/2018 12:27:05 PM





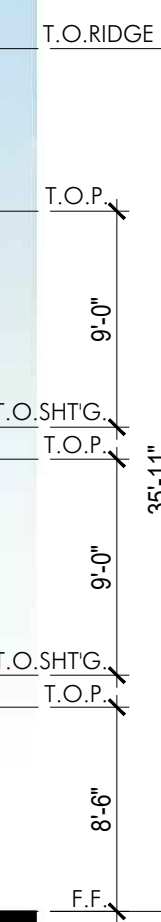
ROOF PLAN

SCALE: 1/8" = 1'-0"



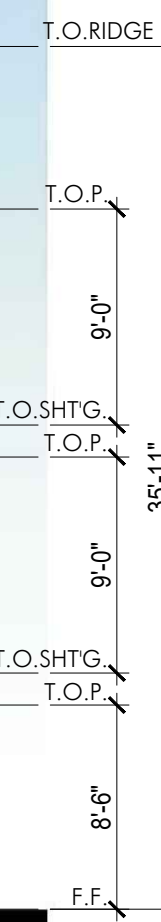
FRONT ELEVATION

SCALE: 1/8" = 1'-0"



REAR ELEVATION

SCALE: 1/8" = 1'-0"



FILE NAME: S:\2017 Projects\17.063 Victoria & Central - Architecture\ARCHITECTURE\17.063 UA Level - 10-Plex Composite Plans.dwg  
 DATE/TIME OF PLOT: 12/6/2018 3:46:10 PM



SIDE ELEVATIONS

SCALE: 1/8" = 1'-0"



FRONT PERSPECTIVE



REAR PERSPECTIVE

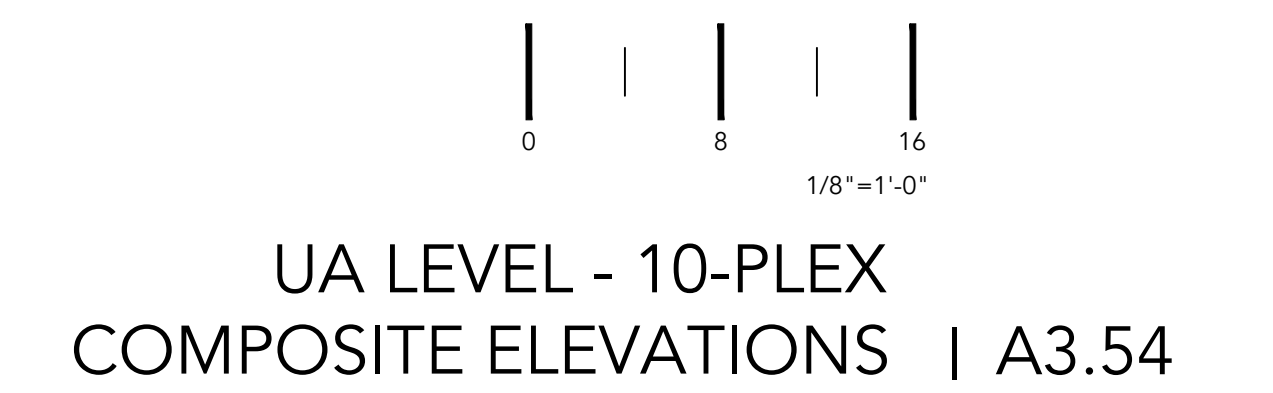
FILE NAME: S:\2017 Projects\17.063 Victoria & Central - Architecture\ARCHITECTURE\Team\Rendering\Victoria\UA Level - 10-Plex Composite Plans.dwg  
DATE/TIME OF PLOT: 12/6/2018 3:42:23 PM

# VICTORIA GREENS

CARSON | CALIFORNIA

INTEGRAL COMMUNITIES | 17.063

DATE 12|05|18





**BODY COLOR 1**  
PURE WHITE  
SHERWIN WILLIAMS  
7005

**BODY COLOR 2**  
KESTRAL WHITE  
SHERWIN WILLIAMS  
7516

**BODY COLOR 3**  
ACACIA HAZE  
SHERWIN WILLIAMS  
9132

**ROOF**  
GAF TIMBERLINE HD  
WEATHERED WOOD

**ENTRY DOORS & AWNINGS**  
SW 7595 SOMMOLIER  
SW 7674 PEPPERCORN  
SW 7005 PURE WHITE

**LAP SIDING**  
ALLURA SMOOTH LAP  
SW 7505 MANOR HOUSE

**GARAGE DOORS**  
SW 7005  
PURE WHITE

**TRIM/RAILINGS**  
SW 7005  
PURE WHITE

\* COLORS AND MATERIALS SHOWN ARE FOR DESIGN INTENT ONLY. WINDOW FRAMES SHALL BE WHITE.



**KEYNOTES**

- 1 STUCCO FINISH
- 2 8" EXPOSURE HORIZONTAL LAPPED CEMENTITIOUS SIDING
- 3 VINYL FRAME WINDOWS
- 4 WOOD POST & BEAM
- 5 WOOD RAILING
- 6 DECK TRIM - CEMENTITIOUS BOARD
- 7 EXTERIOR LIGHT FIXTURE - FEISS OL8501ORB-LED

TYPICAL APPLICATION OF COLORS. 6-PLEX BUILDING IS SHOWN FOR REFERENCE.

**VICTORIA GREENS**

CARSON | CALIFORNIA

INTEGRAL COMMUNITIES | 17.063

DATE 11|05|18



UA LEVEL - COLOR SCHEME A | A3.91





**BODY COLOR 1**  
PURE WHITE  
SHERWIN WILLIAMS  
7005

**BODY COLOR 2**  
LOGGIA  
SHERWIN WILLIAMS  
7506

**BODY COLOR 3**  
ACIER  
SHERWIN WILLIAMS  
9170

**ROOF**  
GAF TIMBERLINE HD  
PEWTER GRAY

**ENTRY DOORS & AWNINGS**  
SHERWIN WILLIAMS

**LAP SIDING**  
ALLURA SMOOTH LAP  
SW 6219 RAIN

**GARAGE DOORS**  
SW 7005  
PURE WHITE

**TRIM/RAILINGS**  
SW 7005  
PURE WHITE

SW 7620 SEAWORTHY  
SW 7674 PEPPERCORN  
SW 7005 PURE WHITE

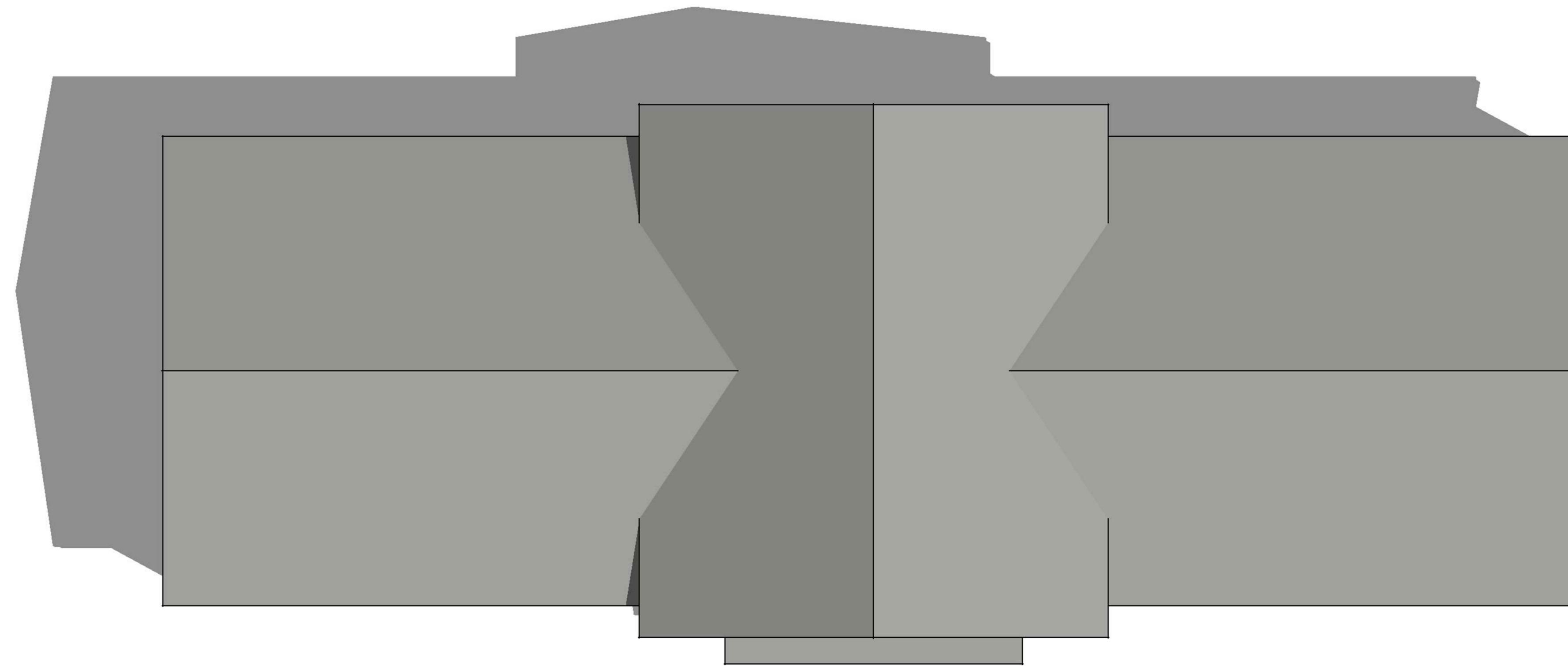
\* COLORS AND MATERIALS SHOWN ARE FOR DESIGN INTENT ONLY. WINDOW FRAMES SHALL BE WHITE.



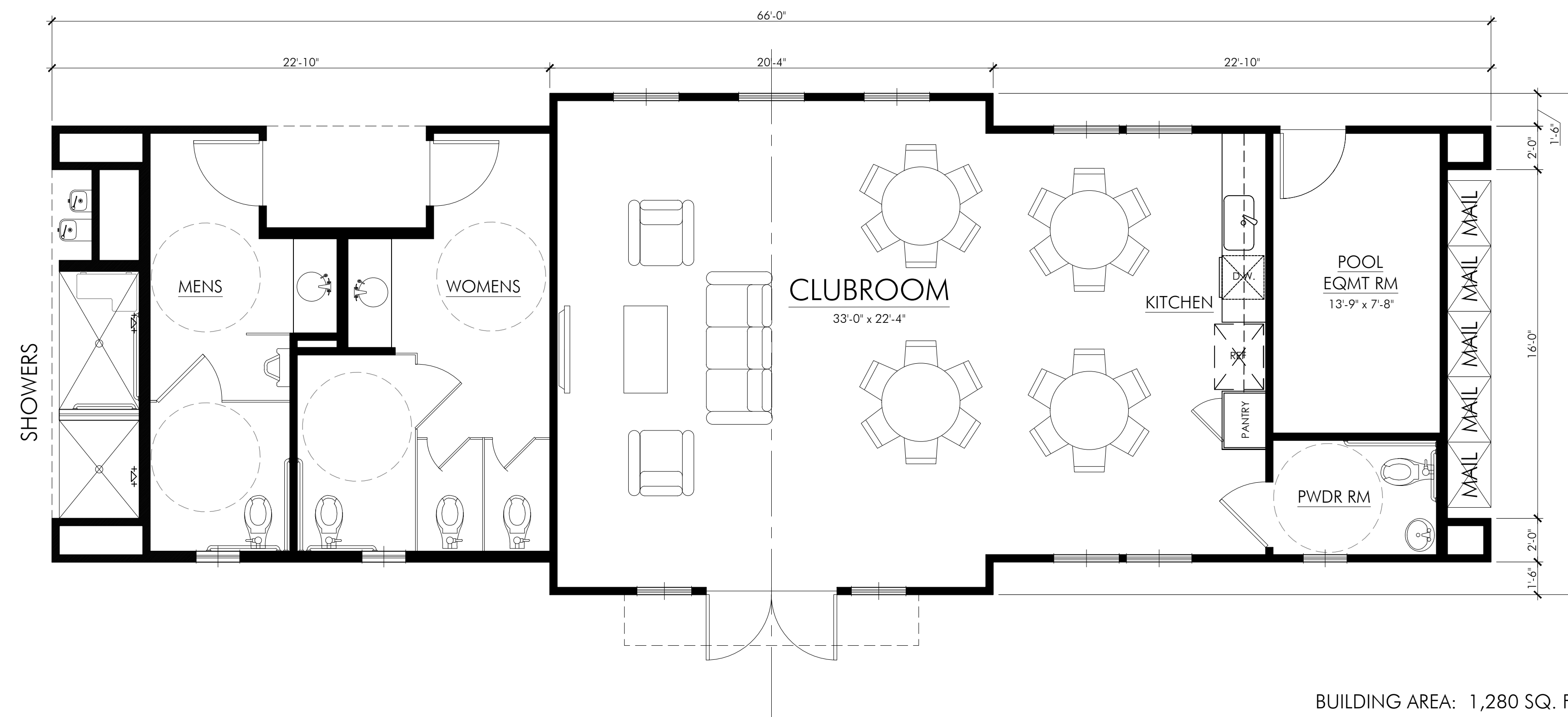
**KEYNOTES**

- 1 STUCCO FINISH
- 2 8" EXPOSURE HORIZONTAL LAPPED CEMENTITIOUS SIDING
- 3 VINYL FRAME WINDOWS
- 4 WOOD POST & BEAM
- 5 WOOD RAILING
- 6 DECK TRIM - CEMENTITIOUS BOARD
- 7 EXTERIOR LIGHT FIXTURE - FEISS OL8501ORB-LED

TYPICAL APPLICATION OF COLORS. 6-PLEX BUILDING IS SHOWN FOR REFERENCE.




ROOF PLAN - CLUBHOUSE

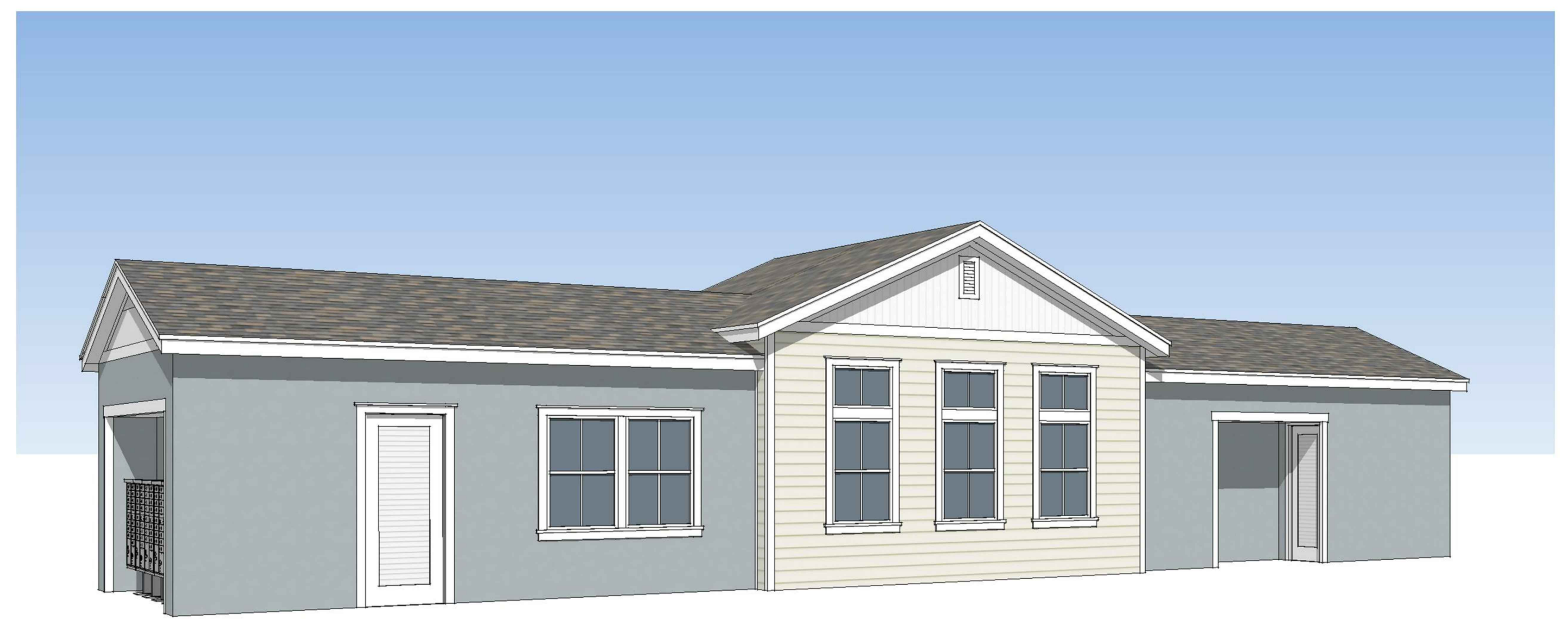


BUILDING AREA: 1,280 SQ. FT.  
 CLUBROOM AREA: 680 SQ. FT.

FLOOR PLAN - CLUBHOUSE



FRONT PERSPECTIVE



REAR PERSPECTIVE



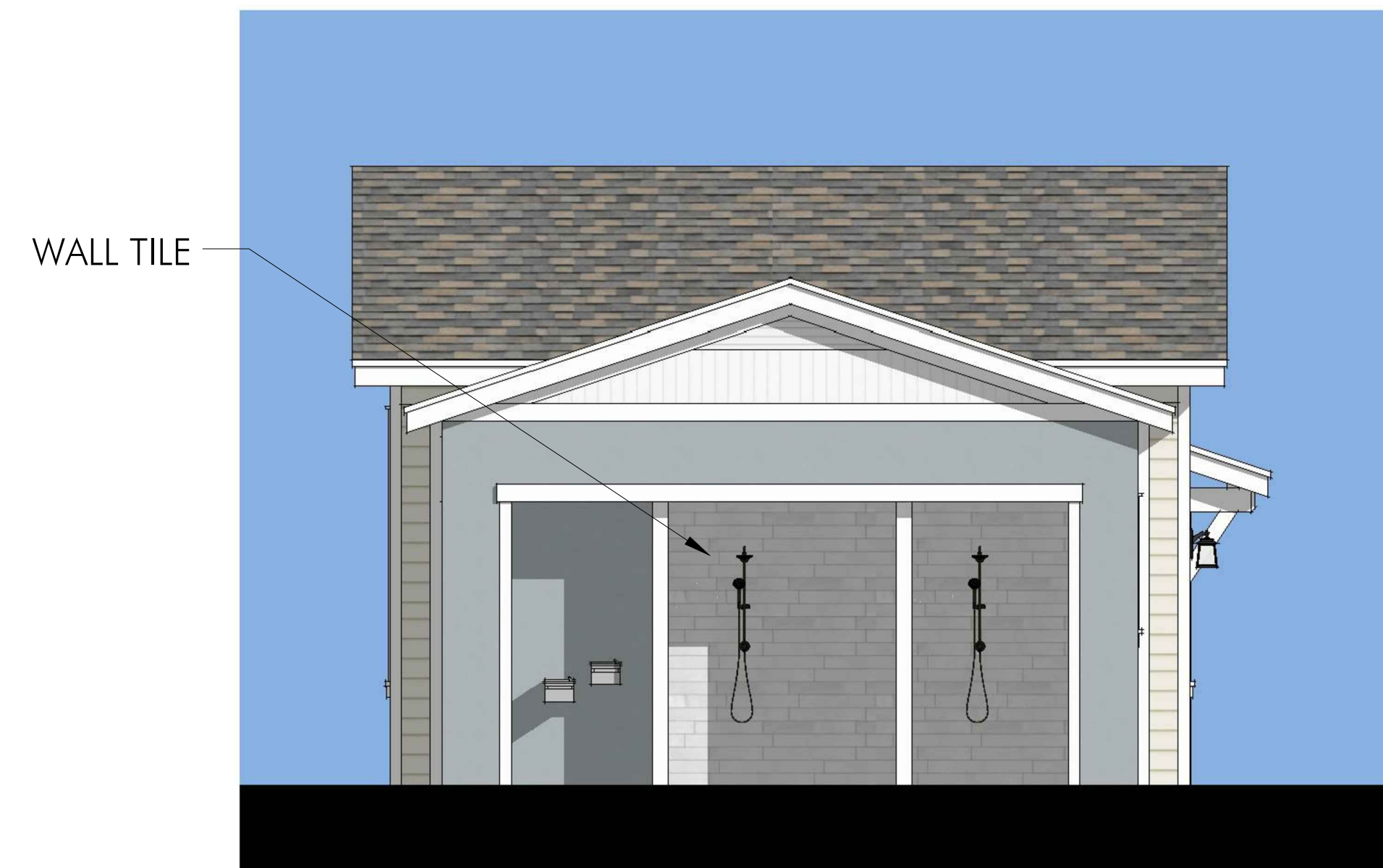
SOUTH ELEVATION



EAST ELEVATION



NORTH ELEVATION



WEST ELEVATION

KEYNOTES

- 1 STUCCO FINISH
- 2 8" EXPOSURE HORIZONTAL LAPPED CEMENTITIOUS SIDING
- 3 VINYL FRAME WINDOWS
- 4 VERTICAL CEMENTITIOUS SIDING
- 5 EXTERIOR LIGHT FIXTURE - FEISS OL8501ORB-LED


\* COLORS AND MATERIALS SHOWN ARE FOR ILLUSTRATIVE PURPOSES, ACTUAL COLORS AND MATERIALS MAY DIFFER. WINDOW FRAMES SHALL BE WHITE.



BODY COLOR 1  
JUBILEE  
SHERWIN WILLIAMS  
6248



ROOF  
GAF TIMBERLINE HD  
WEATHERED WOOD



LAP SIDING  
ALLURA SMOOTH LAP  
SW ALABASTER



SW 9150  
ENDLESS SEA  
ENTRY DOORS  
SHERWIN WILLIAMS



WALL TILE  
DAL TILE 12x24 EMBASSY SILVER QUARTZITE



TRIM / POST / BEAMS / UTILITY DOORS  
SW 7005  
PURE WHITE

VICTORIA GREENS

CARSON | CALIFORNIA

INTEGRAL COMMUNITIES | 17.063

DATE 05|17|19

